

THE CORPORATION OF THE CITY OF SARNIA



APPROVED 2011 BUDGETS

(Includes Current, Water, Sewer & Capital Budgets)

**CITY OF SARNIA
2011 APPROVED BUDGETS
INDEX**

	PAGE
Introduction	1
Tax Rates	6
Tax Ratios	7
Operating Budget Summary Reports	8
Capital Out of Rates Summary	17

CURRENT BUDGET DETAILS

Non-Departmental Revenue	19
General Government	29
Library Facilities	63
Fire	69
Police Services	79
Emergency Services	97
Engineering	99
Public Works	113
Parking	123
Waste Management	137
Transit	143
Care-A-Van	153
Community Services	163
Planning & Building	195
Debt Charges and Unclassified Financial	207
Grants, Boards and Commissions	211

OTHER BUDGET DETAILS

Sewer Area Budget	215
Water Budget	227
County & Education Levy	231
Capital & Reserves Budgets	249

This page intentionally left blank

APPROVED 2011 BUDGETS

2011 Current Budget

The final 2011 Current Budget was adopted by City Council on January 18, 2011. The Current Budget forms the basis of the amounts to be raised through taxation and user charges during the year.

2011 Water Budget

The Water Budget provides for the costs of the City to operate and maintain the water distribution system in order that the water acquired through the Lambton Area Water Supply System (LAWSS) is provided to municipal ratepayers.

The costs within the Water Budget are recovered by charging water rates to municipal water customers. There are two components to the water rates charged:

- A monthly distribution charge based on the size of the customer's meter
- A water consumption charge based on the amount of water used

The 2011 Water Budget was approved and the 2011 Water rates were adopted by City Council on January 18, 2011.

2011 Sewer Area Budget

The Sewer Area Budget provides for the costs for the City to operate and maintain the municipal sanitary sewage system including the sewage treatment plant.

Such costs are to be recovered by charging a sewer surcharge based on the amount of the total water bill for water users that have access to the municipality's sanitary sewer system.

The 2011 Sewer Area Budget was adopted January 18, 2011. The sewer surcharge rate for 2011 was set at 110% of the total water bill and was adopted by City Council on January 18, 2011.

2011 Capital Budget

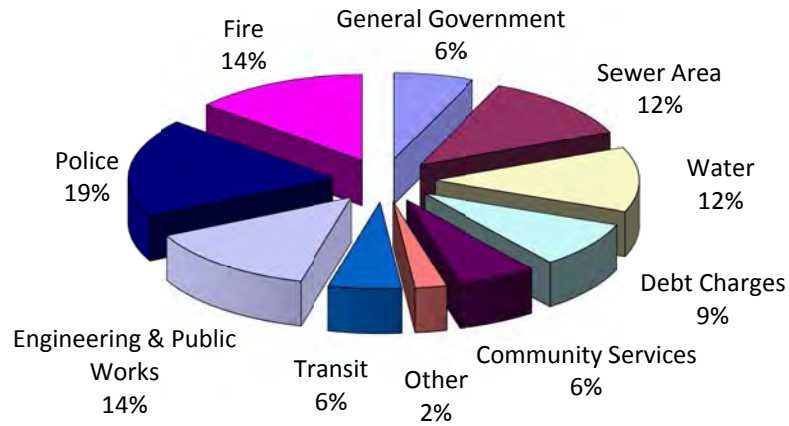
The Capital Budget provides for the construction and acquisition of capital works. A capital expenditure may be defined as any significant expenditure to acquire or improve land, building, engineering structures, machinery and equipment.

The Capital Budget represents the municipality's intention to proceed with certain programs of capital works and services. The Capital Budget also establishes the projects that will involve the issuance of debt. City Council adopted the City's 2011 Capital Budget January 18, 2011.

2011 OPERATING BUDGET

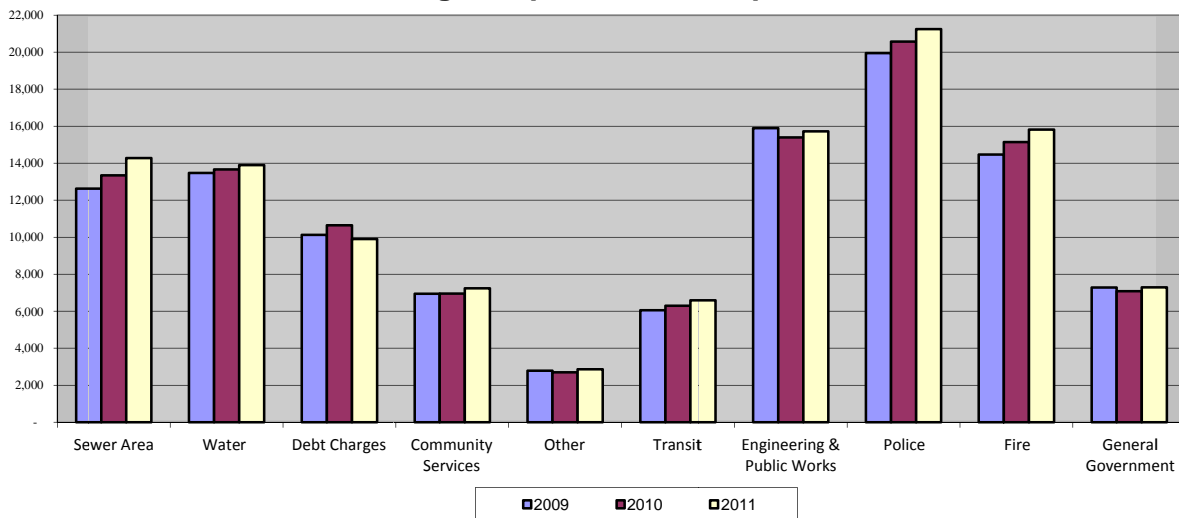
The 2011 approved gross expenditures are \$114.8 million (2010 - \$113.3 million) and support the programs as shown in the following figure:

Distribution of Expenses 2011



The following figure provides a comparison of the distribution of the 2011 expenditures as compared to the past two years.

Budget Expenditure Comparison



TAX RATES

The taxes associated with a property are determined by multiplying the assessed value of the property by the applicable tax rate.

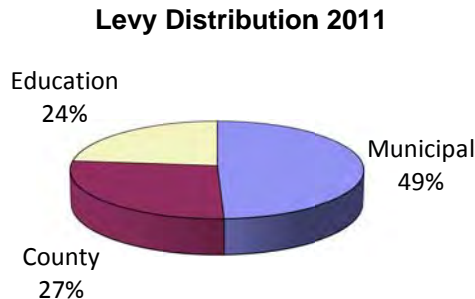
Municipal tax rates consist of three components:

- Municipal – established by the City to support municipal services
- County – established by the County of Lambton to support County services
- Education – established by the Province of Ontario to support local school boards

Property Tax Levy Distribution 2011 (with 2010 comparable amounts)

	2011	2010	% Change
General Municipal	55,791,084	53,884,468	3.54%
Transit Area	3,271,318	3,139,474	4.20%
Total Municipal	59,062,402	57,023,942	3.57%
County of Lambton	32,595,293	32,102,594	1.53%
Education	28,053,469	28,512,004	-1.61%
Total Levy	119,711,164	117,638,540	1.76%

The following figure illustrates the distribution of taxes levied between the City, County and School Boards:



See attached schedule of 2011 tax rates for each property tax class. Tax rates are expressed as a percentage of the assessed value.

The following table illustrates the impact of the 2011 tax rates on a residential property assessed at \$100,000:

**2011 Property Taxes
Residential Property Assessed at \$100,000**

	2011	2010	Net Change	% Change
Municipal	829	851	-22	-2.56%
County	453	475	-21	-4.47%
Education	231	241	-10	-4.15%
Total	1513	1566	-53	-3.38%

ASSESSMENT

Property assessment is based upon the property's current value (the price that would be paid by a willing buyer to a willing seller at arm's length). For 2011, assessment is based upon the property's current value on January 1, 2008 plus any increase in assessment phased in over four years.

All properties are also divided into the following seven standard property tax classes as established by the Province:

- Residential
- Multi-residential
- Commercial
- Industrial
- Pipelines
- Farm
- Managed Forests

In addition to these main tax classes, the following four optional tax classes have also been established for taxpayers within the County of Lambton:

- Shopping Centre
- Office Building
- Parking Lot
- Large Industrial

The Province has also provided sub classes of properties to which discounted tax rates apply as follows:

- Farmland Awaiting Development
- Excess Land (applicable to Commercial and Industrial tax classes only)
- Vacant Land (applicable to Commercial and Industrial tax classes only)

TAX RATIOS

Tax ratios express the relationship that the tax rate for each property tax class in the municipality bears to the tax rate for the Residential tax class. Tax ratios determine the relative tax burdens for each property tax class. The County sets tax ratios on a County-wide basis.

See attached schedule of tax ratios for 2011 with 2010 comparisons.

CONTINUED PROTECTION FOR PROPERTY TAXPAYERS ACT, 2000

The Continued Protection for Property Taxpayers Act, 2000 (Bill 140) limits the “tax reform related” property tax increases on Commercial, Industrial, and Multi-residential properties. For 2011, this limit will be 10% calculated on the previous year’s taxes.

Tax decreases as a result of this legislation will be recovered from properties experiencing tax increases within the same property tax class.

Municipal levy increases will be applied in addition to this limit.

This limit will remain in effect until properties reach their current value assessment.

**CORPORATION OF THE CITY OF SARNIA
2011 TAX RATES**

Property Class	Tax Code/	General Municipal	Transit	Total Sarnia	County	Education	Total
Residential	RT	0.775951%	0.053157%	0.829108%	0.453341%	0.231000%	1.513449%
Residential (Education only)	RD	0.000000%	0.000000%	0.000000%	0.000000%	0.231000%	0.231000%
Taxable Farmland I	R1	0.271583%	0.018605%	0.290188%	0.158669%	0.080850%	0.529707%
Industrial - Farmland I	I1	0.271583%	0.018605%	0.290188%	0.158669%	0.080850%	0.529707%
Multi-Residential	MT	1.862283%	0.127577%	1.989860%	1.088017%	0.231000%	3.308877%
Commercial - Occupied	CT	1.265692%	0.086707%	1.352399%	0.739466%	1.604676%	3.696541%
New Commercial	XT	1.265692%	0.086707%	1.352399%	0.739466%	1.330000%	3.421865%
Commercial - Excess Land	CU	0.885985%	0.060695%	0.946680%	0.517626%	1.123273%	2.587579%
New Commercial Excess	XU	0.885985%	0.060695%	0.946680%	0.517626%	0.931000%	2.395306%
Commercial - Vacant Lands	CX	0.848794%	0.058147%	0.906941%	0.495898%	1.023176%	2.426015%
Parking Lots & Vacant Land	GT	0.848794%	0.058147%	0.906941%	0.495898%	1.023176%	2.426015%
Office Building-Occupied	DT	1.194669%	0.081842%	1.276511%	0.697972%	1.538754%	3.513237%
Office Building-Excess Land	DU	0.836269%	0.057289%	0.893558%	0.488580%	1.077128%	2.459266%
Shopping Centres-Occupied	ST	1.620729%	0.111029%	1.731758%	0.946892%	1.581424%	4.260074%
Shopping Centres-Excess Land	SU	1.134510%	0.077720%	1.212230%	0.662824%	1.106997%	2.982051%
New Shopping Centres	ZT	1.620729%	0.111029%	1.731758%	0.946892%	1.330000%	4.008650%
New Shopping Centres - Excess	ZU	1.134510%	0.077720%	1.212230%	0.662824%	0.931000%	2.806054%
Industrial - Occupied	IT	1.593414%	0.109158%	1.702572%	0.930934%	1.930000%	4.563506%
New Industrial	JT	1.593414%	0.109158%	1.702572%	0.930934%	1.330000%	3.963506%
Industrial - Excess Land	IU	1.035719%	0.070953%	1.106672%	0.605107%	1.254500%	2.966279%
Industrial - Vacant Lands	IX	1.035719%	0.070953%	1.106672%	0.605107%	1.254500%	2.966279%
Large Industrial-Occupied	LT	2.337294%	0.160118%	2.497412%	1.365538%	1.930000%	5.792950%
Large Industrial-Excess Land	LU	1.519242%	0.104077%	1.623319%	0.887599%	1.254500%	3.765418%
Pipelines	PT	1.041602%	0.071356%	1.112958%	0.608544%	1.301137%	3.022639%
Farm	FT	0.193988%	0.013289%	0.207277%	0.113335%	0.057750%	0.378362%
Managed Forests	TT	0.193988%	0.013289%	0.207277%	0.113335%	0.057750%	0.378362%

CORPORATION OF THE CITY OF SARNIA 2011 TAX RATIOS

Property Class	Tax Code - Qualifier	2011			2010		
		Tax Ratio	% of Full Rate	Net Tax Ratio	Tax Ratio	% of Full Rate	Net Tax Ratio
Residential	RT	1.000000	100%	1.000000	1.000000	100%	1.000000
Residential (Education only)	RD	1.000000	0%	0.000000	1.000000	0%	0.000000
Taxable Farmland I	R1	1.000000	35%	0.350000	1.000000	35%	0.350000
Industrial - Farmland I	I1	1.000000	35%	0.350000	1.000000	35%	0.350000
Multi-Residential	MT	2.400000	100%	2.400000	2.400000	100%	2.400000
Commercial - Occupied	CT	1.631149	100%	1.631149	1.640154	100%	1.640154
New Commercial	XT	1.631149	100%	1.631149	1.640154	100%	1.640154
Commercial - Excess Land	CU	1.631149	70%	1.141804	1.640154	70%	1.148108
New Commercial Excess	XU	1.631149	70%	1.141804	1.640154	70%	1.148108
Commercial - Vacant Lands	CX	1.093875	100%	1.093875	1.099914	100%	1.099914
Parking Lots & Vacant Land	GT	1.093875	100%	1.093875	1.099914	100%	1.099914
Office Building-Occupied	DT	1.539619	100%	1.539619	1.548118	100%	1.548118
Office Building-Excess Land	DU	1.539619	70%	1.077733	1.548118	70%	1.083683
Shopping Centres-Occupied	ST	2.088699	100%	2.088699	2.100229	100%	2.100229
Shopping Centres-Excess Land	SU	2.088699	70%	1.462089	2.100229	70%	1.470160
New Shopping Centres	ZT	2.088699	100%	2.088699	2.100229	100%	2.100229
New Shopping Centres - Excess	ZU	2.088699	70%	1.462089	2.100229	70%	1.470160
Industrial - Occupied	IT	2.053497	100%	2.053497	2.053497	100%	2.053497
New Industrial	JT	2.053497	100%	2.053497	2.053497	100%	2.053497
Industrial - Excess Land	IU	2.053497	65%	1.334773	2.053497	65%	1.334773
Industrial - Vacant Lands	IX	2.053497	65%	1.334773	2.053497	65%	1.334773
Large Industrial-Occupied	LT	3.012167	100%	3.012167	3.012167	100%	3.012167
Large Industrial-Excess Land	LU	3.012167	65%	1.957909	3.012167	65%	1.957909
Pipelines	PT	1.342355	100%	1.342355	1.342355	100%	1.342355
Farm	FT	0.250000	100%	0.250000	0.250000	100%	0.250000
Managed Forests	TT	0.250000	100%	0.250000	0.250000	100%	0.250000

CITY OF SARNIA
2011 APPROVED CURRENT BUDGET

SUMMARY OF EXPENSE & REVENUE

(in thousands of dollars)

	Approved 2010 Budget	2010 Actuals	Approved 2011 Budget	% Budget Variance
<u>CURRENT BUDGET SUMMARY</u>				
Taxation (General, Transit, & Sewer)	-57,062	-57,115	-58,875	3.2%
Provincial Subsidies	-1,055	-857	-1,272	20.6%
Other Revenues & Costs Recovered	-54,557	-56,166	-54,693	0.2%
Surplus/Deficit Prior Years	900	797	0	-100.0%
Total Revenue	-111,774	-113,341	-114,840	2.7%
Expenditures	111,774	113,341	114,840	2.7%
Total Surplus/Deficit	0	0	0	

NON-DEPARTMENTAL REVENUE

Taxation (General & Transit)	-55,643	-55,618	-57,432	3.2%
Other Collections Tax Roll	-263	-317	-263	0.0%
Payments in Lieu Taxes	-1,126	-1,149	-1,150	2.1%
Ontario Grants - Unconditional	0	-182	-164	
Rents, Concessions & Franchises	-44	-40	-44	0.0%
Bluewater Power	-1,763	-1,825	-1,900	7.8%
Other Revenue	-1,983	-2,150	-2,583	30.3%
Surplus/Deficit Prior Years	0	0	0	
Total Non-Departmental Revenue	-60,822	-61,281	-63,536	4.5%

GENERAL GOVERNMENT

Mayor & Council	336	322	342	1.8%
City Manager	278	277	285	2.5%
Human Resources	485	563	624	28.7%
Information Technology	759	729	823	8.4%
Economic Development	240	254	251	4.6%
Finance	1,739	1,779	1,806	3.9%
Legal/City Clerk	2,399	2,416	2,220	-7.5%
Harbour/Ferry Dock Hill Lands	24	27	26	8.3%
Other Municipal	825	1,017	915	10.9%
Total Expenditure	7,085	7,384	7,292	2.9%
Revenue & Costs Recovered	-1,536	-1,526	-1,349	-12.2%
Total General Government	5,549	5,858	5,943	7.1%

LIBRARY FACILITIES

Sarnia Public Library	133	128	135	1.5%
Lawrence House	31	33	33	6.5%
Lambton Mall Road Library	60	61	62	3.3%
Faithorne House	23	21	23	0.0%
Total Library Facilities	247	243	253	2.4%

	Approved 2010 Budget	2010 Actuals	Approved 2011 Budget	% Budget Variance
<u>FIRE</u>				
Fire Officers	14,956	15,007	15,634	4.5%
Stations	183	156	183	0.0%
Total Expenditure	15,139	15,163	15,817	4.5%
Revenue & Costs Recovered	-325	-286	-325	0.0%
Total Fire	14,814	14,877	15,492	4.6%
<u>POLICE SERVICES</u>				
Officers	13,570	13,517	14,075	3.7%
Court Security	594	523	612	3.0%
Communications	1,717	1,784	1,775	3.4%
Civilian	2,144	2,144	2,235	4.2%
Janitorial	203	198	214	5.4%
Station	1,886	1,933	1,888	0.1%
Police Services Board	77	111	68	-11.7%
Debt Charges	297	296	296	-0.3%
Other	50	50	50	0.0%
Total Expenditure	20,538	20,556	21,213	3.3%
Revenue & Costs Recovered	-1,669	-1,920	-1,880	12.6%
Provincial Subsidies	-245	-248	-245	0.0%
Total Police Services	18,624	18,388	19,088	2.5%
<u>EMERGENCY MEASURES</u>				
Emergency Measures	31	28	31	0.0%
Total Expenditure	31	28	31	0.0%
Revenue & Costs Recovered	0	-2	0	
Total Emergency Measures	31	26	31	0.0%
<u>ENGINEERING</u>				
Administration	422	420	423	0.2%
Design	540	540	579	7.2%
Traffic	871	822	862	-1.0%
Development	406	381	420	3.4%
Construction	684	741	717	4.8%
Municipal Drains	394	252	398	1.0%
Street Lighting	1,088	1,284	1,120	2.9%
Total Expenditure	4,405	4,440	4,519	2.6%
Revenue & Costs Recovered	-2,108	-2,118	-2,162	2.6%
Provincial Subsidies	-25	-40	-36	44.0%
Total Engineering	2,272	2,282	2,321	2.2%
<u>PUBLIC WORKS</u>				
Works Administration	873	817	897	2.7%
Streets	3,717	3,644	3,654	-1.7%
Winter Maintenance	970	1,141	986	1.6%
Works Centre	1,279	1,399	1,357	6.1%

	Approved 2010 Budget	2010 Actuals	Approved 2011 Budget	% Budget Variance
Recoverable Work	148	16	148	0.0%
Storm Sewer Maintenance	642	655	717	11.7%
Total Expenditure	7,629	7,672	7,759	1.7%
Revenue & Costs Recovered	-3,752	-3,652	-3,148	-16.1%
Total Public Works	3,877	4,020	4,611	18.9%
<u>WASTE MANAGEMENT</u>				
Collection	864	842	915	5.9%
Recycling	1,911	1,801	1,937	1.4%
Total Expenditure	2,775	2,643	2,852	2.8%
Revenue & Costs Recovered	-680	-1,026	-930	36.8%
Total Waste Management	2,095	1,617	1,922	-8.3%
<u>TRANSIT SERVICES</u>				
Transit	5,016	4,836	5,265	5.0%
Care-A-Van	902	881	952	5.5%
Capital out of Rates	158	101	156	-1.3%
Debt Charges	216	216	216	0.0%
Total Expenditure	6,292	6,034	6,589	4.7%
Revenue & Costs Recovered	-1,697	-1,819	-1,790	5.5%
Provincial Subsidies	-749	-333	-783	4.5%
Total Transit Services	3,846	3,882	4,016	4.4%
<u>PARKING</u>				
Administration	108	105	113	4.6%
Enforcement	439	412	437	-0.5%
Parking Lots	39	47	39	0.0%
Total Expenditure	586	564	589	0.5%
Revenue & Costs Recovered	-555	-504	-555	0.0%
Total Parking	31	60	34	9.7%
<u>COMMUNITY SERVICES</u>				
Administration	404	399	447	10.6%
General Parks Maintenance	3,313	3,412	3,424	3.4%
Sports Fields Maintenance	340	336	351	3.2%
Recreational Program	354	443	374	5.6%
Arenas	1,740	1,759	1,809	4.0%
Pools	228	235	233	2.2%
Strangway Seniors Centre	327	415	346	5.8%
Total Expenditure	6,706	6,999	6,984	4.1%
Revenue & Costs Recovered	-2,314	-2,239	-2,291	-1.0%
Provincial Subsidies	-36	-54	-44	22.2%
Total Community Services	4,356	4,706	4,649	6.7%

	Approved 2010 Budget	2010 Actuals	Approved 2011 Budget	% Budget Variance
<u>PLANNING & BUILDING</u>				
Planning	768	692	780	1.6%
Committee of Adjustment	62	50	60	-3.2%
Building	749	719	710	-5.2%
Property Standards Enforcement	0	0	106	
Environmental Advisory Committee	2	0	2	0.0%
Heritage Committee	3	3	3	0.0%
Official Plan Review	81	77	81	0.0%
Total Expenditure	1,665	1,541	1,742	4.6%
Revenue & Costs Recovered	-1,689	-1,416	-1,753	3.8%
Total Planning & Building	-24	125	-11	-54.2%
<u>OTHER</u>				
Debt Charges	10,643	10,371	9,902	-7.0%
Financial Expenses	10	12	10	0.0%
Unclassified	333	374	413	24.0%
Municipal Grants	455	485	451	-0.9%
Contribution to Boards & Commissions	230	253	248	7.8%
Total Expenditure	11,671	11,495	11,024	-5.5%
Revenue & Costs Recovered	-6,567	-6,298	-5,837	-11.1%
Total Other	5,104	5,197	5,187	1.6%
GENERAL OPERATING TOTAL	0	0	0	

<u>SEWER AREA SUMMARY</u>				
Sanitary Sewer Maintenance	5,312	5,419	5,973	12.4%
Sewage Treatment Plant	5,836	6,229	6,109	4.7%
Administration	2,195	2,490	2,197	0.1%
Total Expenditure	13,343	14,138	14,279	7.0%
Taxation	-30	-31	-30	0.0%
Surplus/Deficit Prior Years	700	797		-100.0%
Revenue & Costs Recovered	-14,013	-14,904	-14,249	1.7%
TOTAL SEWER AREA	0	0	0	

<u>WATER BUDGET SUMMARY</u>				
Administration	6,439	6,728	6,739	4.7%
Distribution	7,223	7,713	7,158	-0.9%
Total Expenditure	13,662	14,441	13,897	1.7%
Surplus/Deficit Prior Years	200	0	0	-100.0%
Revenue & Costs Recovered	-13,862	-14,441	-13,897	0.3%
TOTAL WATER DEPARTMENT	0	0	0	

CITY OF SARNIA
2011 APPROVED CURRENT BUDGET
DEPARTMENT SUMMARY

	Approved 2010 Budget	2010 Actuals	Approved 2011 Budget	% Budget Variance	\$ Budget Variance
GENERAL OPERATING BUDGET					
Non-Departmental Revenue					
1000 Taxation	(52,529,468)	(52,467,453)	(54,186,084)	3.2%	(1,656,616)
1065 Other Collections Tax Roll	(263,545)	(317,091)	(263,545)	0.0%	
1100 Payments in Lieu City	(1,125,810)	(1,148,665)	(1,150,110)	2.2%	(24,300)
1200 Ontario Grants Conditional		(182,400)	(164,200)		(164,200)
1305 Rents Concessions Franchise	(43,711)	(39,850)	(43,711)	0.0%	
1340 Bluewater Power	(1,762,899)	(1,824,799)	(1,899,798)	7.8%	(136,899)
1350 Other Revenue	(1,982,800)	(2,150,478)	(2,582,800)	30.3%	(600,000)
Total Non-Departmental Revenue	<u>(57,708,233)</u>	<u>(58,130,736)</u>	<u>(60,290,248)</u>	<u>4.5%</u>	<u>(2,582,015)</u>
Mayor					
2000 Mayor & Council	336,145	322,259	341,701	1.7%	5,556
Total Mayor	<u>336,145</u>	<u>322,259</u>	<u>341,701</u>	<u>1.7%</u>	<u>5,556</u>
City Manager					
2001 City Manager	278,501	276,524	285,206	2.4%	6,705
Total City Manager	<u>278,501</u>	<u>276,524</u>	<u>285,206</u>	<u>2.4%</u>	<u>6,705</u>
Solicitor/Clerk					
2005 Legal	419,358	418,025	356,068	-15.1%	(63,290)
2050 City Clerk	(65,387)	(7,786)	1,071	-101.6%	66,458
2080 Animal Control	316,727	316,859	328,815	3.8%	12,088
2100 Elections	(15)	12,557		-100.0%	15
2052 Property Maintenance	608,982	604,770	626,170	2.8%	17,188
2053 Printing	95,687	101,631	104,174	8.9%	8,487
2054 Custodial	126,602	144,241	131,525	3.9%	4,923
2060 Rental Properties	(23,292)	(25,045)	(20,893)	-10.3%	2,399
4900 Sarnia Public Library	133,393	128,483	134,593	0.9%	1,200
4901 Lawrence House	30,654	33,402	32,667	6.6%	2,013
4902 Lambton Mall Rd Library	59,790	60,898	62,211	4.0%	2,421
4903 Faithorne House Library	22,596	20,853	23,262	2.9%	666
Total Solicitor/Clerk	<u>1,725,095</u>	<u>1,808,888</u>	<u>1,779,663</u>	<u>3.2%</u>	<u>54,568</u>
Economic Development					
2065 Harbour	(74,765)	(78,222)	(74,765)	0.0%	
2070 Ferry Dock Hill Lands	(47,687)	(39,607)	(46,191)	-3.1%	1,496
2150 Economic Development	239,886	249,196	250,738	4.5%	10,852
Total Economic Development	<u>117,434</u>	<u>131,367</u>	<u>129,782</u>	<u>10.5%</u>	<u>12,348</u>
Human Resources					
2010 Human Resources	384,678	405,501	484,823	26.0%	100,145
Total Human Resources	<u>384,678</u>	<u>405,501</u>	<u>484,823</u>	<u>26.0%</u>	<u>100,145</u>

	Approved 2010 Budget	2010 Actuals	Approved 2011 Budget	% Budget Variance	\$ Budget Variance
Information Services					
2022 Information Services	688,044	658,327	749,135	8.9%	61,091
Total Information Services	688,044	658,327	749,135	8.9%	61,091
Finance					
2020 Accounting	816,957	850,941	864,270	5.8%	47,313
2021 Tax Collections	464,100	452,669	479,899	3.4%	15,799
2023 Purchasing	160,698	180,001	165,292	2.9%	4,594
Total Finance	1,441,755	1,483,611	1,509,461	4.7%	67,706
Other Corporate					
2490 Other Corporate	825,501	1,014,470	915,100	10.9%	89,599
Total Other Corporate	825,501	1,014,470	915,100	10.9%	89,599
Fire					
2500 Fire Officers	14,631,402	14,720,671	15,309,212	4.6%	677,810
2550 Fire Stn - East St	92,700	79,155	92,700	0.0%	
2555 Fire Stn - Churchill Rd	17,550	21,381	17,550	0.0%	
2560 Fire Stn - Colborne Rd	14,870	16,768	14,870	0.0%	
2565 Fire Stn - Wellington St	39,650	26,336	39,650	0.0%	
2570 Fire Stn - Brights Grove	18,480	12,280	18,480	0.0%	
Total Fire	14,814,652	14,876,591	15,492,462	4.6%	677,810
Police					
2600 Police - Officers	12,006,729	11,699,204	12,308,989	2.5%	302,260
2605 Police - Court Security	593,683	523,091	612,413	3.2%	18,730
2610 Police - Communications	1,396,129	1,463,829	1,443,698	3.4%	47,569
2615 Police - Civilian	2,144,316	2,143,541	2,235,153	4.2%	90,837
2620 Police - Janitorial	203,377	197,938	214,368	5.4%	10,991
2625 Police Station	1,860,844	1,798,209	1,863,216	0.1%	2,372
2632 Police - Vehicle Maintenance		109,319			
2630 Police Services Board	63,280	97,830	54,980	-13.1%	(8,300)
2635 Police - Debt Charges	296,230	296,230	296,230	0.0%	
2640 Police Services Board	8,965	8,833	8,965	0.0%	
2645 Police - Self-Insurance Reserve	50,000	50,000	50,000	0.0%	
Total Police	18,623,553	18,388,024	19,088,012	2.5%	464,459
Emergency Measures					
2780 Emergency Measures	31,320	26,594	31,420	0.3%	100
Total Emergency Measures	31,320	26,594	31,420	0.3%	100
Engineering					
3000 Engineering Administration	(3,872)	6,986	(2,107)	-45.6%	1,765
3033 Engineering Design	(16,968)	(24,964)	(14,926)	-12.0%	2,042
3034 Engineering - Traffic	722,174	696,333	713,281	-1.2%	(8,893)

	Approved 2010 Budget	2010 Actuals	Approved 2011 Budget	% Budget Variance	\$ Budget Variance
3035 Engineering Development	248,002	118,742	282,015	13.7%	34,013
3036 Engineering Construction	355	(8,465)	(4,388)	-1336.1%	(4,743)
3040 Municipal Drains	234,464	211,737	226,679	-3.3%	(7,785)
3300 Engineering - Streetlighting	1,087,628	1,281,865	1,120,256	3.0%	32,628
Total Engineering	2,271,783	2,282,234	2,320,810	2.2%	49,027

Engineering - Parking

3200 Parking - Administration	107,553	102,606	113,208	5.3%	5,655
3201 Parking - Enforcement	12,256	52,162	10,869	-11.3%	(1,387)
3210 Parking - CNR Lot	(7,250)	(4,738)	(7,250)	0.0%	
3211 Parking - Mitton St Lot	(1,450)	4,031	(1,450)	0.0%	
3212 Parking - Victoria St Lot	3,870	1,509	3,870	0.0%	
3213 Parking - Julia St Lot	(6,900)	(5,721)	(6,900)	0.0%	
3214 Parking - Vendome Lot	(33,660)	(30,190)	(33,660)	0.0%	
3215 Parking - Charlotte St Lot	(2,890)	(6,085)	(2,890)	0.0%	
3216 Parking - Parkway Lot	(16,820)	(19,428)	(16,820)	0.0%	
3217 Parking - Lochiel St Lot	(3,000)	(5,069)	(3,000)	0.0%	
3218 Parking - Front St Lot	(21,492)	(29,128)	(21,492)	0.0%	
Total Engineering - Parking	30,217	59,949	34,485	14.1%	4,268

Public Works - Roads

3005 Public Works Administration	287,809	231,408	297,659	3.4%	9,850
3010 Public Works - Streets Maintenance	2,021,832	1,765,544	2,658,616	31.5%	636,784
3011 Public Works - Winter Maintenance	970,448	1,140,964	985,854	1.6%	15,406
3015 Public Works Centre	(1,027)	326,768	(5,001)	387.0%	(3,974)
3090 Recoverable Work - Streets		(18,674)			
3600 Storm Sewer Maintenance	598,678	573,436	674,021	12.6%	75,343
Total Public Works - Roads	3,877,740	4,019,446	4,611,149	18.9%	733,409

Public Works - Waste Management

3800 Solid Waste Management/Collection	802,454	793,108	819,609	2.1%	17,155
3880 Waste Recycling	1,293,345	823,432	1,102,053	-14.8%	(191,292)
Total Public Works - Waste Management	2,095,799	1,616,540	1,921,662	-8.3%	(174,137)

Care-A-Van

3150 Care-A-Van - Transportation	644,536	613,813	684,055	6.1%	39,519
3155 Care-A-Van - Dispatching	71,766	71,652	74,190	3.4%	2,424
3165 Care-A-Van - Vehicle & Equipment Maintenan	51,452	58,147	54,508	5.9%	3,056
3170 Care-A-Van - Premises & Plant	31,406	33,934	29,299	-6.7%	(2,107)
3175 Care-A-Van - Administration	102,518	103,416	110,188	7.5%	7,670
3180 Care-A-Van - Capital From Rates	5,700		31,200	447.4%	25,500
3195 Care-A-Van - Operations	(193,300)	(166,885)	(230,800)	19.4%	(37,500)
3185 Care-A-Van - Debt Charges	17,706	17,706	17,706	0.0%	
Total Care-A-Van	731,784	731,783	770,346	5.3%	38,562

	Approved 2010 Budget	2010 Actuals	Approved 2011 Budget	% Budget Variance	\$ Budget Variance
Community Services					
4500 Community Services - Administration	404,045	399,123	446,842	10.6%	42,797
4505 Parks - Supervision	323,436	323,373	334,760	3.5%	11,324
4509 Centennial Park	70,891	98,185	103,883	46.5%	32,992
4510 General Park Maintenance	1,499,865	1,544,968	1,542,254	2.8%	42,389
4511 Sports Fields Maintenance	183,930	190,412	197,088	7.2%	13,158
4515 Greenhouse & Horticulture	329,715	319,146	342,507	3.9%	12,792
4525 Children's Farm	141,160	142,049	144,498	2.4%	3,338
4550 Waterfront Downtown	47,337	54,714	49,423	4.4%	2,086
4551 Arboriculture	576,367	611,612	594,177	3.1%	17,810
4552 Parks - Work for Others	(334)	13,996	188	-156.3%	522
4591 Parks Capital From Rates					
4600 Recreation - Administration	170,351	169,626	177,275	4.1%	6,924
4601 Recreation - Programs	59,846	55,079	63,158	5.5%	3,312
4602 Recreation - Waterfront Programs	30,786	35,151	29,605	-3.8%	(1,181)
4610 Canada Day		645			
4700 Arenas - Administration	183,751	181,051	189,459	3.1%	5,708
4705 Arenas - Sarnia Arena	69,694	129,655	100,919	44.8%	31,225
4706 Arenas - Germain Arena	(23,363)	(307)	(3,545)	-84.8%	19,818
4708 Arenas - Clearwater Arena	268	109,903	34,275	12689.2%	34,007
4715 Recreation - Jackson Pool	77,813	82,390	80,781	3.8%	2,968
4716 Recreation - Tecumseh Pool	70,310	75,597	72,878	3.7%	2,568
4950 Strangway Centre - Administration	93,050	68,128	99,992	7.5%	6,942
4951 Strangway Centre - Building/Property	48,953	108,608	52,403	7.0%	3,450
4952 Strangway Centre - Cafeteria	(2,618)	(6,596)	(3,970)	51.6%	(1,352)
Total Community Services	4,355,253	4,706,508	4,648,850	6.7%	293,597
Planning & Building					
5005 Planning Department	(56,825)	72,141	4,804	-108.5%	61,629
5010 Committee of Adjustment	3,340	18,912	1,840	-44.9%	(1,500)
5040 Official Plan Review	40,700	36,587	0	-100.0%	(40,700)
5020 Building Department	(16,791)	3	0	-100.0%	16,791
5021 Property Standards Enforcement	0	0	(22,880)		(22,880)
5022 Environment Advisory Committee	1,950	(5,000)	1,950	0.0%	0
5025 Heritage Committee	2,985	2,669	2,985	0.0%	0
Total Planning & Building	(24,641)	125,312	(11,301)	-54.1%	13,340
Debt Charges & Unclassified Financial					
5500 Debt Charges	4,150,582	4,147,863	4,150,582	0.0%	
5505 Financial Expenses	10,000	11,815	10,000	0.0%	
5515 Unclassified	333,487	374,004	413,304	23.9%	79,817
5520 Municipal Grants	379,809	410,500	365,827	-3.7%	(13,982)
5525 Contribution to Boards & Commissions	229,742	252,626	247,769	7.8%	18,027
Total Debt Charges & Unclassified Financial	5,103,620	5,196,808	5,187,482	1.6%	83,862
TOTAL GENERAL OPERATING BUDGET	0	0	0		

	Approved 2010 Budget	2010 Actuals	Approved 2011 Budget	% Budget Variance	\$ Budget Variance
TRANSIT AREA BUDGET					
1055 Taxation - Transit Area	(3,113,874)	(3,150,862)	(3,245,723)	4.2%	(131,849)
3100 Transit - Transportation	3,618,134	3,390,740	3,801,016	5.1%	182,882
3115 Transit - Vehicle & Equipment Maintenance	559,588	596,412	593,347	6.0%	33,759
3120 Transit - Premises & Plant	174,858	171,162	166,882	-4.6%	(7,976)
3125 Transit - Administration	663,418	663,198	703,555	6.1%	40,137
3130 Transit - Capital From Rates	151,800	101,237	124,800	-17.8%	(27,000)
3135 Transit - Debt Charges	198,783	198,783	198,783	0.0%	
3140 Transit - Revenue, Operations	(2,252,707)	(1,970,670)	(2,342,660)	4.0%	(89,953)
TOTAL TRANSIT AREA BUDGET	0	0	0		

SEWER AREA BUDGET					
1050 Taxation - Sewer Area	(30,197)	(31,274)	(30,197)	0.0%	0
3500 Sewer - Sanitary Sewer Maintenance	5,312,223	5,419,343	5,019,656	-5.5%	(292,567)
3501 Sewer - Pump Station Maintenance	0	54	952,911		952,911
3505 Water Pollution Control Centre	5,194,903	5,414,315	5,307,698	2.2%	112,795
3506 Brights Grove Lagoons	162,174	168,935	167,555	3.3%	5,381
3507 Sewer - NViro	463,435	497,088	454,110	-2.0%	(9,325)
3510 Sewer - General Administration	2,195,140	2,490,230	2,196,715	0.1%	1,575
3590 Sewer Area - Revenue	(13,297,678)	(13,958,691)	(14,068,448)	5.8%	(770,770)
TOTAL SEWER AREA BUDGET	0	0	0		

WATER BUDGET					
3705 Water - Distribution	7,223,044	7,698,183	7,158,298	-0.9%	(64,746)
3700 Water - General Administration	6,438,700	6,728,060	6,739,149	4.7%	300,449
3790 Water Revenue	(13,661,744)	(14,426,243)	(13,897,447)	1.7%	(235,703)
TOTAL WATER BUDGET	0	0	0		

**SUMMARY OF CAPITAL OUT OF RATES
FROM APPROVED 2011 OPERATING, SEWER, & WATER BUDGETS**

<u>DEPT</u>				<u>NET COST</u> <i>(estimated)</i>
Current Budget				
3015	PUBLIC WORKS			
	Improvements to Public Works Yard		70,000	
	Computer Maintenance Management		<u>50,000</u>	\$120,000
3034	ENGINEERING/TRAFFIC			
	Replacement of Stop Signs			\$5,000
3130/	TRANSIT	<i>Conventional</i>	<i>CareAVan</i>	
3180	Replacement Inspectors' Van	24,000	6,000	
	Replacement Pit Area Lights	4,800	1,200	
	Additional Bus Wash Options	52,000	13,000	
	Additional Funds - Standby Generator Project	40,000	10,000	
	Dispatch Work Station Replacement	<u>4,000</u>	<u>1,000</u>	
		124,800	31,200	<u>\$156,000</u>
				<u><u>\$281,000</u></u>
Sewer Area				
3500	SANITARY SEWER MAINTENANCE			
	Improvements to Public Works Yard		70,000	
	Computer Maintenance Management System		50,000	
	GIS Applications		45,000	
	Verification of Geodetic Monuments		15,000	
	Harfan Software Upgrade/Training		<u>15,000</u>	<u>\$195,000</u>
Water Budget				
3705	WATER DISTRIBUTION			
	Improvements to Public Works Yard		70,000	
	GIS Applications		60,000	
	Computer Maintenance Management System		55,000	
	Verification of Geodetic Monuments		15,000	
	Harfan Software Upgrade/Training		<u>15,000</u>	<u>\$215,000</u>
				<u><u>\$691,000</u></u>

This page intentionally left blank

NON-DEPARTMENTAL REVENUE

City of Sarnia

2011 Approved Current Budget

1000 TAXATION - CITY

	2010 Budget	2010 Actuals	2011 Base Budget	2011 One Time Budget	2011 Non-Service Budget	2011 Service Budget	2011 Council Approved Budget	Variance 2011 to 2010 Budget
REVENUE								
4-00001 GENERAL TAX LEVY	(53,884,468)	(53,884,485)	(55,174,968)	1,235,400	(1,612,661)	(238,855)	(55,791,084)	3.54%
4-00021 SUPPLEMENTARY TAX LEVY	(550,000)	(941,041)	(250,000)	(200,000)		(50,000)	(500,000)	(9.09%)
Revenue Total	(54,434,468)	(54,825,526)	(55,424,968)	1,035,400	(1,612,661)	(288,855)	(56,291,084)	3.41%
EXPENSES								
5-00950 TAX WRITE OFFS	350,000	827,716	350,000				350,000	0.00%
5-00960 PROVISION FOR ASSESSMENT APPEAL	20,000		20,000				20,000	0.00%
5-00970 VACANCY REBATE	115,000	165,551	115,000				115,000	0.00%
5-00975 CHARITY TAX REBATE	24,000	19,920	24,000				24,000	0.00%
5-00977 BROWNFIELDS	50,000					250,000	250,000	400.00%
5-00980 TAX EXEMPTIONS	14,000	14,856	14,000				14,000	0.00%
5-00985 NEW CONSTRUCTION REBATE	2,000	31	2,000				2,000	0.00%
5-06100 CONTRIBUTION TO RESERVE	1,330,000	1,330,000	1,330,000				1,330,000	0.00%
Expense Total	1,905,000	2,358,074	1,855,000			250,000	2,105,000	10.50%
Net Expense	(52,529,468)	(52,467,452)	(53,569,968)	1,035,400	(1,612,661)	(38,855)	(54,186,084)	3.15%

City of Sarnia

2011 Approved Current Budget

1055 TAXATION - TRANSIT AREA

	2010 Budget	2010 Actuals	2011 Base Budget	2011 One Time Budget	2011 Non-Service Budget	2011 Service Budget	2011 Council Approved Budget	Variance 2011 to 2010 Budget
REVENUE								
4-00001 GENERAL TAX LEVY	(3,139,474)	(3,141,909)	(3,139,474)	28,000	(157,849)	(2,000)	(3,271,323)	4.20%
4-00021 SUPPLEMENTARY TAX LEVY	(25,000)	(56,104)	(25,000)				(25,000)	0.00%
Revenue Total	(3,164,474)	(3,198,013)	(3,164,474)	28,000	(157,849)	(2,000)	(3,296,323)	4.17%
EXPENSES								
5-00950 TAX WRITE OFFS	30,000	33,832	30,000				30,000	0.00%
5-00960 PROVISION FOR ASSESSMENT APPEAL	10,000		10,000				10,000	0.00%
5-00970 VACANCY REBATE	7,500	9,993	7,500				7,500	0.00%
5-00975 CHARITY TAX REBATE	1,800	2,397	1,800				1,800	0.00%
5-00980 TAX EXEMPTIONS	1,000	926	1,000				1,000	0.00%
5-00985 NEW CONSTRUCTION REBATE	300	2	300				300	0.00%
Expense Total	50,600	47,150	50,600				50,600	0.00%
Net Expense	(3,113,874)	(3,150,863)	(3,113,874)	28,000	(157,849)	(2,000)	(3,245,723)	4.23%

City of Sarnia

2011 Approved Current Budget

1065 OTHER COLLECTIONS TAX ROLL

	2010 Budget	2010 Actuals	2011 Base Budget	2011 One Time Budget	2011 Non-Service Budget	2011 Service Budget	2011 Council Approved Budget	Variance 2011 to 2010 Budget
REVENUE								
4-00045 LOCAL IMPROVEMENTS	(263,545)	(317,090)	(263,545)				(263,545)	0.00%
Revenue Total	(263,545)	(317,090)	(263,545)				(263,545)	0.00%
EXPENSES								
Net Expense	(263,545)	(317,090)	(263,545)				(263,545)	0.00%

City of Sarnia

2011 Approved Current Budget

1100 PAYMENTS IN LIEU - CITY

	2010 Budget	2010 Actuals	2011 Base Budget	2011 One Time Budget	2011 Non-Service Budget	2011 Service Budget	2011 Council Approved Budget	Variance 2011 to 2010 Budget
REVENUE								
4-00150 CANADA	(112,200)	(103,065)	(112,200)		(3,100)		(115,300)	2.76%
4-00155 MUNICIPAL TAX ASSISTANCE ACT	(65,110)	(63,919)	(65,110)		(1,800)		(66,910)	2.76%
4-00160 HOSPITALS	(21,500)	(25,180)	(21,500)		(600)		(22,100)	2.79%
4-00165 CORRECTIONAL INSTITUTIONS	(3,800)	(4,421)	(3,800)		(100)		(3,900)	2.63%
4-00170 LAMBTON COLLEGE	(100,000)	(132,146)	(100,000)		(2,800)		(102,800)	2.80%
4-00175 ONTARIO HOUSING CORPORATION	(163,000)	(171,169)	(163,000)		(4,500)		(167,500)	2.76%
4-00180 HYDRO ONE	(146,500)	(137,162)	(146,500)		(4,100)		(150,600)	2.80%
4-00181 HYDRO ONE - LINEAR PROPERTIES	(15,300)	(23,633)	(15,300)		(400)		(15,700)	2.61%
4-00185 MINISTRY OF ENVIRONMENT	(92,300)	(87,801)	(92,300)		(2,500)		(94,800)	2.71%
4-00190 PARKING FACILITIES	(19,700)	(18,613)	(19,700)		(550)		(20,250)	2.79%
4-00195 BLUEWATER POWER	(112,400)	(124,612)	(112,400)		(3,100)		(115,500)	2.76%
4-00200 PETROLIA P.U.C.	(9,300)	(8,658)	(9,300)		(250)		(9,550)	2.69%
4-00205 RAILROADS - LINEAR PROPERTIES	(17,900)	(11,466)	(17,900)		(500)		(18,400)	2.79%
4-00210 PUMP STATIONS	(246,800)	(236,819)	(246,800)				(246,800)	0.00%
Revenue Total	(1,125,810)	(1,148,664)	(1,125,810)		(24,300)		(1,150,110)	2.16%
EXPENSES								
Net Expense	(1,125,810)	(1,148,664)	(1,125,810)		(24,300)		(1,150,110)	2.16%

City of Sarnia

2011 Approved Current Budget

1200 ONTARIO GRANTS - UNCONDITIONAL

	2010 Budget	2010 Actuals	2011 Base Budget	2011 One Time Budget	2011 Non-Service Budget	2011 Service Budget	2011 Council Approved Budget	Variance 2011 to 2010 Budget
REVENUE								
4-00920 OMPF		(182,400)		(164,200)			(164,200)	
Revenue Total		(182,400)		(164,200)			(164,200)	
EXPENSES								
Net Expense		(182,400)		(164,200)			(164,200)	

City of Sarnia

2011 Approved Current Budget

1305 RENTS, CONCESSIONS & FRANCHISE

	2010 Budget	2010 Actuals	2011 Base Budget	2011 One Time Budget	2011 Non-Service Budget	2011 Service Budget	2011 Council Approved Budget	Variance 2011 to 2010 Budget
REVENUE								
4-00080 ROADSIDE SIGN PERMIT	(1,000)	(1,000)	(1,000)				(1,000)	0.00%
4-00081 AREAWAYS	(211)	(211)	(211)				(211)	0.00%
4-00082 STREET OCCUPANCY	(8,500)	(8,572)	(8,500)				(8,500)	0.00%
4-00083 PIPELINE CROSSING AGREEMENTS	(29,000)	(25,776)	(29,000)				(29,000)	0.00%
4-00900 SUNDRY REVENUE	(5,000)	(4,291)	(5,000)				(5,000)	0.00%
Revenue Total	(43,711)	(39,850)	(43,711)				(43,711)	0.00%
EXPENSES								
Net Expense	(43,711)	(39,850)	(43,711)				(43,711)	0.00%

City of Sarnia

2011 Approved Current Budget

1340 BLUEWATER POWER

	2010 Budget	2010 Actuals	2011 Base Budget	2011 One Time Budget	2011 Non-Service Budget	2011 Service Budget	2011 Council Approved Budget	Variance 2011 to 2010 Budget
REVENUE								
4-00100 DIVIDEND - BLUEWATER POWER	(550,000)	(550,000)		(625,000)			(625,000)	13.64%
4-00101 INTEREST ON NOTE - BLUEWATER POWER	(1,212,899)	(1,274,798)	(1,212,899)		(61,899)		(1,274,798)	5.10%
Revenue Total	(1,762,899)	(1,824,798)	(1,212,899)	(625,000)	(61,899)		(1,899,798)	7.77%
EXPENSES								
Net Expense	(1,762,899)	(1,824,798)	(1,212,899)	(625,000)	(61,899)		(1,899,798)	7.77%

City of Sarnia

2011 Approved Current Budget

1350 OTHER REVENUE

	2010 Budget	2010 Actuals	2011 Base Budget	2011 One Time Budget	2011 Non-Service Budget	2011 Service Budget	2011 Council Approved Budget	Variance 2011 to 2010 Budget
REVENUE								
4-00102 PENALTY & INTEREST ON TAXES	(850,000)	(1,071,921)	(850,000)		(100,000)		(950,000)	11.76%
4-00103 INTEREST GST CLAIMS		(2,283)						
4-00104 INTEREST ON PAST DUE ACCOUNTS	(2,000)	(919)	(2,000)				(2,000)	0.00%
4-00106 INCOME FROM INVESTMENTS	(200,000)	(147,016)	(200,000)		(50,000)		(250,000)	25.00%
4-00107 GAIN ON GST SHORT METHOD	(2,000)	(11,846)	(2,000)				(2,000)	0.00%
4-00108 GST/PST REFUND ADJUSTMENTS		(306)						
4-00790 PROVINCE - SLOT MACHINE SHARE	(900,000)	(900,000)	(900,000)				(900,000)	0.00%
4-00855 FINES	(6,000)	(11,920)	(6,000)				(6,000)	0.00%
4-00900 SUNDRY REVENUE	(20,000)	(1,321)	(20,000)				(20,000)	0.00%
4-00931 COSTS RECOVERED - OTHER MUNICIPALITIES	(2,800)	(2,945)	(2,800)				(2,800)	0.00%
4-06220 CONTRIBUTION FROM RESERVES				(450,000)			(450,000)	
Revenue Total	(1,982,800)	(2,150,477)	(1,982,800)	(450,000)	(150,000)		(2,582,800)	30.26%
EXPENSES								
Net Expense	(1,982,800)	(2,150,477)	(1,982,800)	(450,000)	(150,000)		(2,582,800)	30.26%

This page intentionally left blank

GENERAL GOVERNMENT

**THE CORPORATION OF THE CITY OF SARNIA
2011 CURRENT BUDGET**

DEPARTMENT # 2000	DEPARTMENT: Mayor & Council	DIVISION:
--------------------------	--	------------------

FULL TIME EQUIVALENT	2010 BUDGETED FTE	2010 ACTUAL FTE	2011 BUDGETED FTE	COMMENTS
FULL TIME	1.25	1.25	1.25	
PART-TIME/ SEASONAL/ TEMPORARY	0	0	0	
TOTAL	1.25	1.25	1.25	

*(FTE) Full-time equivalent employment is defined as the total number of hours worked divided by the number of regular compensable hours in a fiscal year;

OBJECTIVES AND RESPONSIBILITIES

The Mayor and Council represent the citizens of the City of Sarnia through policy-making processes to oversee the operation of the municipality and to carry out the statutory requirements of the Mayor as set out in the Municipal Act.

City of Sarnia

2011 Approved Current Budget

2000 MAYOR & COUNCIL

	2010 Budget	2010 Actuals	2011 Base Budget	2011 One Time Budget	2011 Non-Service Budget	2011 Service Budget	2011 Council Approved Budget	Variance 2011 to 2010 Budget
REVENUE								
EXPENSES								
5-01000 SALARIES	76,050	76,056	76,050		1,493		77,543	1.96%
5-01065 COUNCIL SALARIES	199,112	191,238	199,112		637		199,749	0.32%
5-01200 EMPLOYEE BENEFITS	27,128	23,201	27,128		2,989		30,117	11.02%
5-01253 CAR ALLOWANCE	2,860	2,792	2,860				2,860	0.00%
5-02000 STATIONERY & SUPPLIES	2,000	2,645	2,000				2,000	0.00%
5-02104 TELEPHONE	1,800	1,289	1,800				1,800	0.00%
5-02300 OFFICE EXPENSES	4,400	5,115	4,400				4,400	0.00%
5-02301 MEMBERSHIPS & SUBSCRIPTIONS	580	1,141	580				580	0.00%
5-02302 ADVERTISING	3,000	3,094	3,000				3,000	0.00%
5-02303 POSTAGE	1,400	1,231	1,400				1,400	0.00%
5-02310 TRAVEL	2,000	3,813	2,000				2,000	0.00%
5-02312 CONFERENCES & SEMINARS	6,600	5,117	6,600				6,600	0.00%
5-02405 OFFICE EQUIPMENT MAINTENANCE	400		400				400	0.00%
5-04005 INSURANCE	915	1,262	915		437		1,352	47.76%
5-05000 SUNDRY	1,400	544	1,400				1,400	0.00%
5-05102 MUNICIPAL SOUVENIRS	6,500	2,644	6,500				6,500	0.00%
5-05500 REPLACEMENT EQUIPMENT		1,079						
Expense Total	336,145	322,261	336,145		5,556		341,701	1.65%
Net Expense	336,145	322,261	336,145		5,556		341,701	1.65%

**THE CORPORATION OF THE CITY OF SARNIA
2011 CURRENT BUDGET**

DEPARTMENT # 2001	DEPARTMENT: CITY MANAGER	DIVISION:
--------------------------	---------------------------------	------------------

FULL TIME EQUIVALENT	2010 BUDGETED FTE	2010 ACTUAL FTE	2011 BUDGETED FTE	COMMENTS
FULL TIME	2	2	2	
PART-TIME/ SEASONAL/ TEMPORARY	0	0	0	
TOTAL	2	2	2	

*(FTE) Full-time equivalent employment is defined as the total number of hours worked divided by the number of regular compensable hours in a fiscal year;

OBJECTIVES AND RESPONSIBILITIES

As head of staff, the City Manager is responsible for overseeing the administrative operations of the municipality in accordance with policies of City Council and relevant provincial legislation, directing the general management of the Corporation and the operational activities of all departments with an aim to achieve corporate goals. Each of 7 department heads reports to the City Manager on a regular basis. The City Manager advises Council on all matters of policy. The office of the City Manager is responsible for the development and recommendation of the annual operating and capital budgets and the subsequent implementation of those budgets after approval by City Council.

City of Sarnia

2011 Approved Current Budget

2001 CITY MANAGER

	2010 Budget	2010 Actuals	2011 Base Budget	2011 One Time Budget	2011 Non-Service Budget	2011 Service Budget	2011 Council Approved Budget	Variance 2011 to 2010 Budget
REVENUE								
EXPENSES								
5-01000 SALARIES	223,017	223,381	223,017		4,171		227,188	1.87%
5-01200 EMPLOYEE BENEFITS	44,414	46,930	44,414		2,534		46,948	5.71%
5-01253 CAR ALLOWANCE	2,860	2,779	2,860				2,860	0.00%
5-02000 STATIONERY & SUPPLIES	250	244	250				250	0.00%
5-02001 PRINTING & PAPER SUPPLIES	50		50				50	0.00%
5-02104 TELEPHONE	1,300	1,135	1,300				1,300	0.00%
5-02300 OFFICE EXPENSES	50		50				50	0.00%
5-02301 MEMBERSHIPS & SUBSCRIPTIONS	500	575	500				500	0.00%
5-02303 POSTAGE	100	26	100				100	0.00%
5-02310 TRAVEL	830		830				830	0.00%
5-02311 TRAINING & EDUCATION	1,000		1,000				1,000	0.00%
5-02312 CONFERENCES & SEMINARS	2,350	1,061	2,350				2,350	0.00%
5-02405 OFFICE EQUIPMENT MAINTENANCE	680	381	680				680	0.00%
5-05000 SUNDRY	100	13	100				100	0.00%
5-05500 REPLACEMENT EQUIPMENT	1,000		1,000				1,000	0.00%
Expense Total	278,501	276,525	278,501		6,705		285,206	2.41%
Net Expense	278,501	276,525	278,501		6,705		285,206	2.41%

**THE CORPORATION OF THE CITY OF SARNIA
2011 CURRENT BUDGET**

DEPARTMENT # 2010	DEPARTMENT: Corporate Services	DIVISION: Human Resources
--------------------------	---------------------------------------	----------------------------------

FULL TIME EQUIVALENT	2010 BUDGETED FTE	2010 ACTUAL FTE	2011 BUDGETED FTE	COMMENTS
FULL TIME	4	4	4	
PART-TIME/ SEASONAL/ TEMPORARY	1.34	1.8	1.8	0.8 Temporary F/T Accessibility Coordinator; 1.0 HR Specialist - Police (reallocation)
TOTAL	5.34	5.8	5.8	

*(FTE) Full-time equivalent employment is defined as the total number of hours worked divided by the number of regular compensable hours in a fiscal year;

OBJECTIVES AND RESPONSIBILITIES

Provide centralized, cost-effective administration, planning, control and delivery of Human Resources to the Corporation and its employees.

City of Sarnia

2011 Approved Current Budget

2010 HUMAN RESOURCES

	2010 Budget	2010 Actuals	2011 Base Budget	2011 One Time Budget	2011 Non-Service Budget	2011 Service Budget	2011 Council Approved Budget	Variance 2011 to 2010 Budget
REVENUE								
4-00340 APPLICATION FEE - FIREFIGHTER	(6,000)		(6,000)		(1,500)		(7,500)	25.00%
4-00795 OTHER GRANTS & SUBSIDIES	(60,500)	(58,943)	(60,500)		34,500		(26,000)	(57.02%)
4-00930 COSTS RECOVERED					(65,936)		(65,936)	
4-00939 COSTS RECOVERED - INTERDEPARTMENT	(33,800)	(98,128)	(33,800)		(5,500)		(39,300)	16.27%
Revenue Total	(100,300)	(157,071)	(100,300)		(38,436)		(138,736)	38.32%
EXPENSES								
5-01000 SALARIES	383,666	414,420	383,666		73,900		457,566	19.26%
5-01030 SALARIES - CASUAL	6,604	42,405	6,604		26,000	(6,604)	26,000	293.70%
5-01200 EMPLOYEE BENEFITS	76,108	87,772	76,108		37,185		113,293	48.86%
5-02000 STATIONERY & SUPPLIES	1,800	1,392	1,800				1,800	0.00%
5-02001 PRINTING & PAPER SUPPLIES	1,500	2,691	1,500				1,500	0.00%
5-02104 TELEPHONE	1,950	729	1,950				1,950	0.00%
5-02301 MEMBERSHIPS & SUBSCRIPTIONS	4,100	4,468	4,100		300		4,400	7.32%
5-02302 ADVERTISING		8						
5-02303 POSTAGE	800	1,885	800		200		1,000	25.00%
5-02310 TRAVEL	500	235	500				500	0.00%
5-02311 TRAINING & EDUCATION	3,400	2,976	3,400				3,400	0.00%
5-02312 CONFERENCES & SEMINARS	1,300	1,373	1,300		100		1,400	7.69%
5-02323 SAFETY PROGRAM	1,000	62	1,000				1,000	0.00%
5-02405 OFFICE EQUIPMENT MAINTENANCE		266						
5-04910 OTHER PURCHASED SERVICES	1,650	1,071	1,650		7,500		9,150	454.55%
5-05000 SUNDRY	100		100				100	0.00%
5-05500 REPLACEMENT EQUIPMENT	500	153	500				500	0.00%
5-05505 NEW EQUIPMENT		666						
Expense Total	484,978	562,572	484,978		145,185	(6,604)	623,559	28.57%
Net Expense	384,678	405,501	384,678		106,749	(6,604)	484,823	26.03%

**THE CORPORATION OF THE CITY OF SARNIA
2011 CURRENT BUDGET**

DEPARTMENT # 2022	DEPARTMENT: Corporate Services	DIVISION: Information Technology
--------------------------	---------------------------------------	---

FULL TIME EQUIVALENT	2010 BUDGETED FTE	2010 ACTUAL FTE	2011 BUDGETED FTE	COMMENTS
FULL TIME	4	4	4	
PART-TIME/ SEASONAL/ TEMPORARY	0	0	0	
TOTAL	4	4	4	

*(FTE) Full-time equivalent employment is defined as the total number of hours worked divided by the number of regular compensable hours in a fiscal year;

OBJECTIVES AND RESPONSIBILITIES

Responsible for providing the delivery of business applications, desktop support, technology infrastructure, and networking communications for the City of Sarnia. Our team is committed to continuing to build the technological infrastructure.

City of Sarnia

2011 Approved Current Budget

2022 INFORMATION SERVICES

	2010 Budget	2010 Actuals	2011 Base Budget	2011 One Time Budget	2011 Non-Service Budget	2011 Service Budget	2011 Council Approved Budget	Variance 2011 to 2010 Budget
REVENUE								
4-00939 COSTS RECOVERED - INTERDEPARTMENT	(70,700)	(70,700)	(70,700)		(3,300)		(74,000)	4.67%
Revenue Total	(70,700)	(70,700)	(70,700)		(3,300)		(74,000)	4.67%
EXPENSES								
5-01000 SALARIES	311,074	311,101	311,074		6,087		317,161	1.96%
5-01200 EMPLOYEE BENEFITS	75,474	75,276	75,474		6,545		82,019	8.67%
5-02000 STATIONERY & SUPPLIES	2,500	413	2,500				2,500	0.00%
5-02001 PRINTING & PAPER SUPPLIES	2,500	(523)	2,500				2,500	0.00%
5-02104 TELEPHONE	3,845	2,743	3,845				3,845	0.00%
5-02112 INTERNET/EMAIL SERVICES	3,910	3,617	3,910				3,910	0.00%
5-02113 CORPORATE NETWORKING & COMMUNICATIONS	101,245	91,549	101,245		6,759		108,004	6.68%
5-02114 IT MAINTENANCE & SUPPORT	115,519	112,444	115,519		45,000		160,519	38.95%
5-02301 MEMBERSHIPS & SUBSCRIPTIONS	910	920	910				910	0.00%
5-02310 TRAVEL	1,000	611	1,000				1,000	0.00%
5-02311 TRAINING & EDUCATION	5,000	1,352	5,000				5,000	0.00%
5-02312 CONFERENCES & SEMINARS	6,300	3,660	6,300				6,300	0.00%
5-02415 CONTRIBUTION TO IT LEASING PROGRAM	124,467	124,467	124,467				124,467	0.00%
5-04006 CONSULTANT FEES		1,384						
5-04910 OTHER PURCHASED SERVICES	5,000	12	5,000				5,000	0.00%
Expense Total	758,744	729,026	758,744		64,391		823,135	8.49%
Net Expense	688,044	658,326	688,044		61,091		749,135	8.88%

City of Sarnia

2011 Approved Current Budget

2065 HARBOUR

	2010 Budget	2010 Actuals	2011 Base Budget	2011 One Time Budget	2011 Non-Service Budget	2011 Service Budget	2011 Council Approved Budget	Variance 2011 to 2010 Budget
REVENUE								
4-00911 FEES - SYDNEY SMITH DOCK BERTHAGE	(15,000)	(16,764)	(15,000)				(15,000)	0.00%
4-00912 FEES - CN FERRY BERTHAGE	(15,000)	(11,315)	(15,000)				(15,000)	0.00%
4-00913 FEES - CN PROPERTY	(52,765)	(53,161)	(52,765)				(52,765)	0.00%
Revenue Total	(82,765)	(81,240)	(82,765)				(82,765)	0.00%
EXPENSES								
5-02431 DOCK MAINTENANCE	4,000		4,000				4,000	0.00%
5-02435 GROUNDS MAINTENANCE	4,000		4,000				4,000	0.00%
5-04001 LEGAL FEES		3,018						
Expense Total	8,000	3,018	8,000				8,000	0.00%
Net Expense	(74,765)	(78,222)	(74,765)				(74,765)	0.00%

City of Sarnia

2011 Approved Current Budget

2070 FERRY DOCK HILL LANDS

	2010 Budget	2010 Actuals	2011 Base Budget	2011 One Time Budget	2011 Non-Service Budget	2011 Service Budget	2011 Council Approved Budget	Variance 2011 to 2010 Budget
REVENUE								
4-00903 RENTAL REVENUE	(64,000)	(64,000)	(64,000)				(64,000)	0.00%
Revenue Total	(64,000)	(64,000)	(64,000)				(64,000)	0.00%
EXPENSES								
5-02102 ELECTRICITY		7,043						
5-02480 MAINTENANCE	2,000		2,000				2,000	0.00%
5-04005 INSURANCE	813	2,155	813		1,496		2,309	184.01%
5-05140 REALTY TAXES	13,500	15,195	13,500				13,500	0.00%
Expense Total	16,313	24,393	16,313		1,496		17,809	9.17%
Net Expense	(47,687)	(39,607)	(47,687)		1,496		(46,191)	(3.14%)

**THE CORPORATION OF THE CITY OF SARNIA
2011 CURRENT BUDGET**

DEPARTMENT # 2150	DEPARTMENT: Corporate Services	DIVISION: Economic Development & Corporate Planning
--------------------------	---------------------------------------	--

FULL TIME EQUIVALENT	2010 BUDGETED FTE	2010 ACTUAL FTE	2011 BUDGETED FTE	COMMENTS
FULL TIME	2	2	2	
PART-TIME/ SEASONAL/ TEMPORARY	0	0	0	
TOTAL	2	2	2	

*(FTE) Full-time equivalent employment is defined as the total number of hours worked divided by the number of regular compensable hours in a fiscal year;

OBJECTIVES AND RESPONSIBILITIES

Responsible for the development and delivery of a comprehensive program for the general economic development and promotion of the City, and the development and delivery of a broader range of strategic initiatives that have direct economic benefit for the municipality.

City of Sarnia

2011 Approved Current Budget

2150 ECONOMIC DEVELOPMENT

	2010 Budget	2010 Actuals	2011 Base Budget	2011 One Time Budget	2011 Non-Service Budget	2011 Service Budget	2011 Council Approved Budget	Variance 2011 to 2010 Budget
REVENUE								
4-00930 COSTS RECOVERED		(5,000)						
Revenue Total		(5,000)						
EXPENSES								
5-01000 SALARIES	154,612	154,511	154,612		5,904		160,516	3.82%
5-01200 EMPLOYEE BENEFITS	37,237	37,336	37,237		3,704		40,941	9.95%
5-01253 CAR ALLOWANCE	1,714	1,668	1,714				1,714	0.00%
5-02000 STATIONERY & SUPPLIES	400	189	400				400	0.00%
5-02001 PRINTING & PAPER SUPPLIES	190	200	190				190	0.00%
5-02104 TELEPHONE	3,000	3,910	3,000				3,000	0.00%
5-02300 OFFICE EXPENSES	250		250				250	0.00%
5-02301 MEMBERSHIPS & SUBSCRIPTIONS	3,410	5,504	3,410				3,410	0.00%
5-02302 ADVERTISING	16,000	14,246	16,000				16,000	0.00%
5-02303 POSTAGE	400	80	400				400	0.00%
5-02304 MARKETING	16,000	14,086	16,000				16,000	0.00%
5-02310 TRAVEL	390	119	390				390	0.00%
5-02311 TRAINING & EDUCATION	200		200				200	0.00%
5-02312 CONFERENCES & SEMINARS	2,050	5,256	2,050				2,050	0.00%
5-02405 OFFICE EQUIPMENT MAINTENANCE	490	1,026	490				490	0.00%
5-03500 DEVELOPMENT EXPENSES	1,530	12,259	1,530				1,530	0.00%
5-04005 INSURANCE	483	1,612	483		1,244		1,727	257.56%
5-05500 REPLACEMENT EQUIPMENT	1,530	2,193	1,530				1,530	0.00%
Expense Total	239,886	254,195	239,886		10,852		250,738	4.52%
Net Expense	239,886	249,195	239,886		10,852		250,738	4.52%

**THE CORPORATION OF THE CITY OF SARNIA
2011 CURRENT BUDGET**

DEPARTMENT # 2020	DEPARTMENT: Finance	DIVISION: Accounting
--------------------------	----------------------------	-----------------------------

FULL TIME EQUIVALENT	2010 BUDGETED FTE	2010 ACTUAL FTE	2011 BUDGETED FTE	COMMENTS
FULL TIME	12	12	12	
PART-TIME/ SEASONAL/ TEMPORARY	1.5	1.5	1.5	
TOTAL	13.5	13.5	13.5	

*(FTE) Full-time equivalent employment is defined as the total number of hours worked divided by the number of regular compensable hours in a fiscal year;

OBJECTIVES AND RESPONSIBILITIES

Administration of all financial activities of the Corporation. The department is fully responsible for the receipt, management, investment, and disbursement of all monies on behalf of the Corporation within statutory requirements and City Council policies and guidelines. Specifically, this division is responsible for the Accounts Payable, Accounts Receivable, Payroll, General Accounting, General Ledger, Budgeting, and Financial Reporting functions.

City of Sarnia

2011 Approved Current Budget

2020 ACCOUNTING

	2010 Budget	2010 Actuals	2011 Base Budget	2011 One Time Budget	2011 Non-Service Budget	2011 Service Budget	2011 Council Approved Budget	Variance 2011 to 2010 Budget
REVENUE								
4-00939 COSTS RECOVERED - INTERDEPARTMENT	(227,200)	(227,200)	(227,200)				(227,200)	0.00%
Revenue Total	(227,200)	(227,200)	(227,200)				(227,200)	0.00%
EXPENSES								
5-01000 SALARIES	794,199	769,401	794,199		6,695		800,894	0.84%
5-01025 SALARIES - OVERTIME		3,099						
5-01030 SALARIES - CASUAL	6,603	29,396	6,603		2,487		9,090	37.66%
5-01130 SEVERANCE PAY		2,608						
5-01200 EMPLOYEE BENEFITS	185,970	188,017	185,970		36,183		222,153	19.46%
5-01253 CAR ALLOWANCE	1,418	1,390	1,418				1,418	0.00%
5-02000 STATIONERY & SUPPLIES	10,020	11,924	10,020				10,020	0.00%
5-02001 PRINTING & PAPER SUPPLIES	5,500	5,811	5,500				5,500	0.00%
5-02104 TELEPHONE	2,000	1,859	2,000				2,000	0.00%
5-02300 OFFICE EXPENSES	240	540	240				240	0.00%
5-02301 MEMBERSHIPS & SUBSCRIPTIONS	5,300	4,487	5,300		(500)		4,800	(9.43%)
5-02302 ADVERTISING	3,130	2,309	3,130				3,130	0.00%
5-02303 POSTAGE	6,330	8,414	6,330				6,330	0.00%
5-02310 TRAVEL	290	643	290				290	0.00%
5-02311 TRAINING & EDUCATION	5,350	6,407	5,350				5,350	0.00%
5-02312 CONFERENCES & SEMINARS	6,000	4,376	6,000				6,000	0.00%
5-02405 OFFICE EQUIPMENT MAINTENANCE	800	1,955	800				800	0.00%
5-04005 INSURANCE	1,007	3,224	1,007		2,448		3,455	243.10%
5-04910 OTHER PURCHASED SERVICES	8,000	26,228	8,000				8,000	0.00%
5-05500 REPLACEMENT EQUIPMENT	2,000	5,034	2,000				2,000	0.00%
5-05505 NEW EQUIPMENT		1,020						
Expense Total	1,044,157	1,078,142	1,044,157		47,313		1,091,470	4.53%
Net Expense	816,957	850,942	816,957		47,313		864,270	5.79%

**THE CORPORATION OF THE CITY OF SARNIA
2011 CURRENT BUDGET**

DEPARTMENT # 2021	DEPARTMENT: Finance	DIVISION: Tax & Revenue Collections
--------------------------	----------------------------	--

FULL TIME EQUIVALENT	2010 BUDGETED FTE	2010 ACTUAL FTE	2011 BUDGETED FTE	COMMENTS
FULL TIME	6	6	6	
PART-TIME/ SEASONAL/ TEMPORARY	0	0	0	
TOTAL	6	6	6	

*(FTE) Full-time equivalent employment is defined as the total number of hours worked divided by the number of regular compensable hours in a fiscal year;

OBJECTIVES AND RESPONSIBILITIES

Administration of all financial activities of the Corporation. The department is fully responsible for the receipt, management, investment and disbursement of all monies on behalf of the Corporation within statutory requirements and City Council policies and guidelines. Specifically, this division is responsible for the calculation and collection of taxes as well as dealing with the public on taxation issues.

City of Sarnia

2011 Approved Current Budget

2021 TAX & REVENUE COLLECTIONS

	2010 Budget	2010 Actuals	2011 Base Budget	2011 One Time Budget	2011 Non-Service Budget	2011 Service Budget	2011 Council Approved Budget	Variance 2011 to 2010 Budget
REVENUE								
4-00300 TAX CERTIFICATES	(60,000)	(59,080)	(60,000)				(60,000)	0.00%
4-00302 FEES - ADMINISTRATION 357'S	(100)	(195)	(100)				(100)	0.00%
4-00901 OTHER FEES & SERVICE CHARGES	(7,000)	(7,971)	(7,000)				(7,000)	0.00%
4-00930 COSTS RECOVERED		(270)						
Revenue Total	(67,100)	(67,516)	(67,100)				(67,100)	0.00%
EXPENSES								
5-01000 SALARIES	330,547	305,718	330,547		5,881		336,428	1.78%
5-01200 EMPLOYEE BENEFITS	90,145	82,753	90,145		11,148		101,293	12.37%
5-02000 STATIONERY & SUPPLIES	16,818	165	16,818				16,818	0.00%
5-02001 PRINTING & PAPER SUPPLIES	1,650	2,078	1,650				1,650	0.00%
5-02104 TELEPHONE	100	12	100				100	0.00%
5-02300 OFFICE EXPENSES	500	385	500				500	0.00%
5-02301 MEMBERSHIPS & SUBSCRIPTIONS	400	815	400				400	0.00%
5-02302 ADVERTISING	580	777	580				580	0.00%
5-02303 POSTAGE	34,500	48,391	34,500				34,500	0.00%
5-02310 TRAVEL		686						
5-02311 TRAINING & EDUCATION	4,830		4,830		(830)		4,000	(17.18%)
5-02312 CONFERENCES & SEMINARS	1,170		1,170				1,170	0.00%
5-02405 OFFICE EQUIPMENT MAINTENANCE	580	677	580				580	0.00%
5-04910 OTHER PURCHASED SERVICES	47,980	77,728	47,980				47,980	0.00%
5-05500 REPLACEMENT EQUIPMENT	1,400		1,400		(400)		1,000	(28.57%)
Expense Total	531,200	520,185	531,200		15,799		546,999	2.97%
Net Expense	464,100	452,669	464,100		15,799		479,899	3.40%

**THE CORPORATION OF THE CITY OF SARNIA
2011 CURRENT BUDGET**

DEPARTMENT # 2023	DEPARTMENT: Finance	DIVISION: Purchasing
--------------------------	----------------------------	-----------------------------

FULL TIME EQUIVALENT	2010 BUDGETED FTE	2010 ACTUAL FTE	2011 BUDGETED FTE	COMMENTS
FULL TIME	2	2	2	
PART-TIME/ SEASONAL/ TEMPORARY	0	0	0	
TOTAL	2	2	2	

*(FTE) Full-time equivalent employment is defined as the total number of hours worked divided by the number of regular compensable hours in a fiscal year;

OBJECTIVES AND RESPONSIBILITIES

Administration of all financial activities of the Corporation. The department is fully responsible for the receipt, management, investment and disbursement of all monies on behalf of the Corporation within statutory requirements and City Council policies and guidelines. Specifically, this division is responsible for the Purchasing function and ensures that the Corporation's purchasing policy is enforced.

City of Sarnia

2011 Approved Current Budget

2023 PURCHASING

	2010 Budget	2010 Actuals	2011 Base Budget	2011 One Time Budget	2011 Non-Service Budget	2011 Service Budget	2011 Council Approved Budget	Variance 2011 to 2010 Budget
REVENUE								
4-00901 OTHER FEES & SERVICE CHARGES	(3,500)	(981)	(3,500)		1,500		(2,000)	(42.86%)
Revenue Total	(3,500)	(981)	(3,500)		1,500		(2,000)	(42.86%)
EXPENSES								
5-01000 SALARIES	123,917	141,828	123,917		(1,518)		122,399	(1.23%)
5-01200 EMPLOYEE BENEFITS	29,851	34,515	29,851		5,702		35,553	19.10%
5-01254 CLOTHING/BOOT ALLOWANCE	490		490		(490)			(100.00%)
5-02000 STATIONERY & SUPPLIES	1,000	878	1,000				1,000	0.00%
5-02001 PRINTING & PAPER SUPPLIES	1,130	1,024	1,130				1,130	0.00%
5-02104 TELEPHONE	100	7	100		(100)			(100.00%)
5-02301 MEMBERSHIPS & SUBSCRIPTIONS	1,090	775	1,090				1,090	0.00%
5-02302 ADVERTISING	950	143	950				950	0.00%
5-02303 POSTAGE	970	906	970				970	0.00%
5-02310 TRAVEL	200	36	200				200	0.00%
5-02311 TRAINING & EDUCATION	2,000	177	2,000		(500)		1,500	(25.00%)
5-02312 CONFERENCES & SEMINARS	1,500	486	1,500				1,500	0.00%
5-05500 REPLACEMENT EQUIPMENT	1,000	207	1,000				1,000	0.00%
Expense Total	164,198	180,982	164,198		3,094		167,292	1.88%
Net Expense	160,698	180,001	160,698		4,594		165,292	2.86%

**THE CORPORATION OF THE CITY OF SARNIA
2011 CURRENT BUDGET**

DEPARTMENT # 2005	DEPARTMENT: City Solicitor/Clerk	DIVISION: Legal
--------------------------	---	------------------------

FULL TIME EQUIVALENT	2010 BUDGETED FTE	2010 ACTUAL FTE	2011 BUDGETED FTE	COMMENTS
FULL TIME	4.5	4.5	3.5	Decrease 1.0 FTE in staffing level
PART-TIME/ SEASONAL/ TEMPORARY	0	0	0	
TOTAL	4.5	4.5	3.5	

*(FTE) Full-time equivalent employment is defined as the total number of hours worked divided by the number of regular compensable hours in a fiscal year;

OBJECTIVES AND RESPONSIBILITIES

In conjunction with the Clerks Department, responsible for various duties under Provincial Legislation. The City Solicitor provides legal advice to Council, City staff and the Police Services Board, and drafts and prepares by-laws and reports, and protects the interests of the Corporation through contract review and delivery of legal services.

City of Sarnia

2011 Approved Current Budget

2005 LEGAL SERVICES

	2010 Budget	2010 Actuals	2011 Base Budget	2011 One Time Budget	2011 Non-Service Budget	2011 Service Budget	2011 Council Approved Budget	Variance 2011 to 2010 Budget
REVENUE								
4-00301 FEES - MUNICIPAL TAX SALES	(24,280)	(28,740)	(24,280)				(24,280)	0.00%
4-00901 OTHER FEES & SERVICE CHARGES	(29,600)	(26,601)	(29,600)		5,100		(24,500)	(17.23%)
4-00927 COSTS RECOVERED - EXTERNAL DISBURSEMENTS	(3,000)	(2,759)	(3,000)				(3,000)	0.00%
Revenue Total	(56,880)	(58,100)	(56,880)		5,100		(51,780)	(8.97%)
EXPENSES								
5-01000 SALARIES	344,239	349,233	344,239		(56,595)		287,644	(16.44%)
5-01025 SALARIES - OVERTIME		9						
5-01200 EMPLOYEE BENEFITS	83,523	83,823	83,523		(11,795)		71,728	(14.12%)
5-01253 CAR ALLOWANCE	806	787	806				806	0.00%
5-02000 STATIONERY & SUPPLIES	970	887	970				970	0.00%
5-02001 PRINTING & PAPER SUPPLIES	390	19	390				390	0.00%
5-02104 TELEPHONE	780	894	780				780	0.00%
5-02300 OFFICE EXPENSES	4,870	7,854	4,870				4,870	0.00%
5-02301 MEMBERSHIPS & SUBSCRIPTIONS	4,500	4,238	4,500				4,500	0.00%
5-02302 ADVERTISING	2,500	4,352	2,500				2,500	0.00%
5-02303 POSTAGE	540		540				540	0.00%
5-02310 TRAVEL	800	27	800				800	0.00%
5-02311 TRAINING & EDUCATION	1,270		1,270				1,270	0.00%
5-02312 CONFERENCES & SEMINARS	1,560	1,215	1,560				1,560	0.00%
5-02405 OFFICE EQUIPMENT MAINTENANCE	240		240				240	0.00%
5-04004 SURVEY & APPRAISAL FEES	2,430		2,430				2,430	0.00%
5-04910 OTHER PURCHASED SERVICES	3,870	3,032	3,870				3,870	0.00%
5-05122 SEARCH & REGISTRATION FEES	21,000	19,746	21,000				21,000	0.00%
5-05500 REPLACEMENT EQUIPMENT	1,950	10	1,950				1,950	0.00%
Expense Total	476,238	476,126	476,238		(68,390)		407,848	(14.36%)
Net Expense	419,358	418,026	419,358		(63,290)		356,068	(15.09%)

**THE CORPORATION OF THE CITY OF SARNIA
2011 CURRENT BUDGET**

DEPARTMENT # 2050	DEPARTMENT: City Solicitor/Clerk	DIVISION: Clerk's Department
--------------------------	---	-------------------------------------

FULL TIME EQUIVALENT	2010 BUDGETED FTE	2010 ACTUAL FTE	2011 BUDGETED FTE	COMMENTS
FULL TIME	7.25	7.25	6.25	Decrease 1.0 FTE in staffing level
PART-TIME/ SEASONAL/ TEMPORARY	0.67	0.67	0.67	1 student position Clerks 1 student dog census
TOTAL	7.92	7.92	6.92	

*(FTE) Full-time equivalent employment is defined as the total number of hours worked divided by the number of regular compensable hours in a fiscal year;

OBJECTIVES AND RESPONSIBILITIES

The Clerks Department acts as a Secretariat for City Council. Through the authority given to the Clerk, the Clerks Department is responsible for various statutory duties as set out in the Provincial Legislation including Municipal Freedom of Information, Business and Lottery licensing, and licensing and registration under the Ontario Vital Statistics Act. The Clerks Department protects the interests of the Corporation through involvement with tender openings and reviewing firearm application exemptions.

City of Sarnia

2011 Approved Current Budget

2050 CITY CLERK

	2010 Budget	2010 Actuals	2011 Base Budget	2011 One Time Budget	2011 Non-Service Budget	2011 Service Budget	2011 Council Approved Budget	Variance 2011 to 2010 Budget
REVENUE								
4-00320 LICENSE FEES - ANIMAL (DOG)	(155,000)	(153,900)	(155,000)				(155,000)	0.00%
4-00321 LICENSE FEES - DANGEROUS DOGS	(2,475)	(2,250)	(2,475)				(2,475)	0.00%
4-00322 LICENSE FEES - BUSINESS (EATING ESTMTS)	(31,005)	(30,865)	(31,005)				(31,005)	0.00%
4-00323 LICENSE FEES - BUSINESS (PLUMBERS/DRNLY)	(1,840)	(1,650)	(1,840)				(1,840)	0.00%
4-00324 LICENSE FEES - BUSINESS (OTHER)	(19,195)	(17,305)	(19,195)				(19,195)	0.00%
4-00325 LICENSE FEES - BINGOS	(360,000)	(275,738)	(360,000)		84,000		(276,000)	(23.33%)
4-00326 LICENSE FEES - RAFFLES	(10,000)	(10,312)	(10,000)				(10,000)	0.00%
4-00327 LICENSE FEES - OTHER LOTTERY LICENSES	(17,125)	(10,048)	(17,125)		7,000		(10,125)	(40.88%)
4-00328 COMMISSIONING/NOTARY SERVICES	(12,500)	(15,825)	(12,500)		(1,500)		(14,000)	12.00%
4-00329 FREEDOM OF INFORMATION	(60)	(15)	(60)				(60)	0.00%
4-00330 LICENSE FEES - MARRIAGE	(39,192)	(35,820)	(39,192)				(39,192)	0.00%
4-00335 DEATH CERTIFICATES	(20,375)	(21,200)	(20,375)				(20,375)	0.00%
4-00901 OTHER FEES & SERVICE CHARGES	(2,530)	(1,200)	(2,530)		380		(2,150)	(15.02%)
4-00930 COSTS RECOVERED	(50)		(50)				(50)	0.00%
Revenue Total	(671,347)	(576,128)	(671,347)		89,880		(581,467)	(13.39%)
EXPENSES								
5-01000 SALARIES	450,661	421,335	450,661		(34,512)		416,149	(7.66%)
5-01030 SALARIES - CASUAL	13,210	8,991	13,210		729		13,939	5.52%
5-01200 EMPLOYEE BENEFITS	114,226	109,315	114,226		7,913		122,139	6.93%
5-01253 CAR ALLOWANCE	806	788	806				806	0.00%
5-02000 STATIONERY & SUPPLIES	4,000	3,358	4,000				4,000	0.00%
5-02007 RECORDS MANAGEMENT	1,500	1,097	1,500				1,500	0.00%
5-02104 TELEPHONE	1,240	718	1,240				1,240	0.00%
5-02301 MEMBERSHIPS & SUBSCRIPTIONS	1,710	2,724	1,710				1,710	0.00%
5-02302 ADVERTISING	970	1,120	970				970	0.00%
5-02303 POSTAGE	4,870	6,659	4,870				4,870	0.00%
5-02310 TRAVEL	390	715	390				390	0.00%
5-02311 TRAINING & EDUCATION	970	110	970				970	0.00%
5-02312 CONFERENCES & SEMINARS	1,200	1,408	1,200				1,200	0.00%
5-02405 OFFICE EQUIPMENT MAINTENANCE	1,770		1,770				1,770	0.00%
5-04005 INSURANCE	1,007	3,224	1,007		2,448		3,455	243.10%
5-05000 SUNDRY	970	62	970				970	0.00%
5-05500 REPLACEMENT EQUIPMENT	1,460	1,059	1,460				1,460	0.00%
5-05801 CIVIC CORNER	5,000	5,659	5,000				5,000	0.00%
Expense Total	605,960	568,342	605,960		(23,422)		582,538	(3.87%)

City of Sarnia

2011 Approved Current Budget

2050 CITY CLERK

	2010 Budget	2010 Actuals	2011 Base Budget	2011 One Time Budget	2011 Non-Service Budget	2011 Service Budget	2011 Council Approved Budget	Variance 2011 to 2010 Budget
Net Expense	(65,387)	(7,786)	(65,387)		66,458		1,071	(101.64%)

**THE CORPORATION OF THE CITY OF SARNIA
2011 CURRENT BUDGET**

2052		
DEPARTMENT # 2053	DEPARTMENT: City Solicitor/Clerk	DIVISION: Property
2054		

FULL TIME EQUIVALENT	2010 BUDGETED FTE	2010 ACTUAL FTE	2011 BUDGETED FTE	COMMENTS
FULL TIME	6	6	6	
PART-TIME/ SEASONAL/ TEMPORARY	0	0	0.33	Summer student
TOTAL	6	6	6.33	

*(FTE) Full-time equivalent employment is defined as the total number of hours worked divided by the number of regular compensable hours in a fiscal year;

OBJECTIVES AND RESPONSIBILITIES

The Property division is responsible for the maintenance and rental, where appropriate, of City property not operated by other departments, including three sites housing the branches of the County Library in the City of Sarnia, the Lawrence House and City Hall. A number of central administrative services are provided by the Property Department for other City Departments, including the provision of mail, printing, pool vehicles, stationary supplies, and records management.

City of Sarnia

2011 Approved Current Budget

2052 PROPERTY MAINTENANCE

	2010 Budget	2010 Actuals	2011 Base Budget	2011 One Time Budget	2011 Non-Service Budget	2011 Service Budget	2011 Council Approved Budget	Variance 2011 to 2010 Budget
REVENUE								
4-00930 COSTS RECOVERED	(2,500)	(19,914)	(2,500)		(10,000)		(12,500)	400.00%
Revenue Total	(2,500)	(19,914)	(2,500)		(10,000)		(12,500)	400.00%
EXPENSES								
5-01000 SALARIES	257,835	234,173	257,835		(2,365)		255,470	(0.92%)
5-01030 SALARIES - CASUAL		19,362			6,968		6,968	
5-01200 EMPLOYEE BENEFITS	67,780	57,297	67,780		5,232		73,012	7.72%
5-01254 CLOTHING/BOOT ALLOWANCE	2,216	2,071	2,216				2,216	0.00%
5-02000 STATIONERY & SUPPLIES	490	244	490				490	0.00%
5-02101 FUEL	52,000	54,484	52,000				52,000	0.00%
5-02102 ELECTRICITY	75,000	89,532	75,000				75,000	0.00%
5-02104 TELEPHONE	750	645	750				750	0.00%
5-02220 VEHICLE EXPENSE	63,318	56,386	63,318				63,318	0.00%
5-02300 OFFICE EXPENSES		51						
5-02303 POSTAGE	870	798	870				870	0.00%
5-02312 CONFERENCES & SEMINARS	175		175				175	0.00%
5-02420 BUILDING MAINTENANCE	36,050	35,243	36,050				36,050	0.00%
5-02425 ELEVATOR MAINTENANCE	8,425	20,195	8,425		175		8,600	2.08%
5-02430 AIR CONDITIONING/HEATING MAINTENANCE	7,000	13,932	7,000		1,500		8,500	21.43%
5-02435 GROUNDS MAINTENANCE	8,343	8,343	8,343				8,343	0.00%
5-02455 PARKING LOT MAINTENANCE	8,000	8,802	8,000				8,000	0.00%
5-02456 LOCHIEL KIWANIS CTR MAINTENANCE			15,000				15,000	
5-04005 INSURANCE	8,030	8,127	8,030		678		8,708	8.44%
5-05000 SUNDRY	200		200				200	0.00%
5-05640 EQUIPMENT DEPRECIATION RESERVE	10,000	10,000	10,000				10,000	0.00%
5-06900 CONTRIBUTION TO RESERVE	5,000	5,000	5,000				5,000	0.00%
Expense Total	611,482	624,685	626,482		12,188		638,670	4.45%
Net Expense	608,982	604,771	623,982		2,188		626,170	2.82%

City of Sarnia

2011 Approved Current Budget

2053 PRINTING

	2010 Budget	2010 Actuals	2011 Base Budget	2011 One Time Budget	2011 Non-Service Budget	2011 Service Budget	2011 Council Approved Budget	Variance 2011 to 2010 Budget
REVENUE								
4-00930 COSTS RECOVERED	(21,500)	(25,187)	(21,500)		1,500		(20,000)	(6.98%)
Revenue Total	(21,500)	(25,187)	(21,500)		1,500		(20,000)	(6.98%)
EXPENSES								
5-01000 SALARIES	52,446	61,363	52,446		4,623		57,069	8.81%
5-01200 EMPLOYEE BENEFITS	15,241	16,396	15,241		1,864		17,105	12.23%
5-02001 PRINTING & PAPER SUPPLIES	18,000	14,455	18,000				18,000	0.00%
5-02410 EQUIPMENT MAINTENANCE	2,300	3,867	2,300		500		2,800	21.74%
5-02471 MACHINE USAGE	28,700	30,238	28,700				28,700	0.00%
5-05640 EQUIPMENT DEPRECIATION RESERVE	500	500	500				500	0.00%
Expense Total	117,187	126,819	117,187		6,987		124,174	5.96%
Net Expense	95,687	101,632	95,687		8,487		104,174	8.87%

City of Sarnia

2011 Approved Current Budget

2054 CUSTODIAL

	2010 Budget	2010 Actuals	2011 Base Budget	2011 One Time Budget	2011 Non-Service Budget	2011 Service Budget	2011 Council Approved Budget	Variance 2011 to 2010 Budget
REVENUE								
EXPENSES								
5-01000 SALARIES	48,921	50,080	48,921		959		49,880	1.96%
5-01030 SALARIES - CASUAL		13,067						
5-01200 EMPLOYEE BENEFITS	14,684	16,186	14,684		1,243		15,927	8.46%
5-02320 JANITORIAL SUPPLIES	9,270	11,483	9,270				9,270	0.00%
5-04043 CONTRACT CLEANING	53,727	53,426	53,727		2,721		56,448	5.06%
Expense Total	126,602	144,242	126,602		4,923		131,525	3.89%
Net Expense	126,602	144,242	126,602		4,923		131,525	3.89%

City of Sarnia

2011 Approved Current Budget

2060 RENTAL PROPERTIES

	2010 Budget	2010 Actuals	2011 Base Budget	2011 One Time Budget	2011 Non-Service Budget	2011 Service Budget	2011 Council Approved Budget	Variance 2011 to 2010 Budget
REVENUE								
4-00903 RENTAL REVENUE	(29,180)	(30,762)	(29,180)		1,500		(27,680)	(5.14%)
Revenue Total	(29,180)	(30,762)	(29,180)		1,500		(27,680)	(5.14%)
EXPENSES								
5-02420 BUILDING MAINTENANCE	2,500	1,675	2,500				2,500	0.00%
5-02436 CEMETERY MAINTENANCE	3,000	2,841	3,000				3,000	0.00%
5-04005 INSURANCE	388	1,201	388		899		1,287	231.70%
Expense Total	5,888	5,717	5,888		899		6,787	15.27%
Net Expense	(23,292)	(25,045)	(23,292)		2,399		(20,893)	(10.30%)

**THE CORPORATION OF THE CITY OF SARNIA
2011 CURRENT BUDGET**

DEPARTMENT # 2080	DEPARTMENT: City Solicitor/Clerk	DIVISION: Animal Control
--------------------------	---	---------------------------------

FULL TIME EQUIVALENT	2010 BUDGETED FTE	2010 ACTUAL FTE	2011 BUDGETED FTE	COMMENTS
FULL TIME	2	2	2	
PART-TIME/ SEASONAL/ TEMPORARY	0.6	0.6	0.6	Part-time Animal Control Officer
TOTAL	2.6	2.6	2.6	

*(FTE) Full-time equivalent employment is defined as the total number of hours worked divided by the number of regular compensable hours in a fiscal year;

OBJECTIVES AND RESPONSIBILITIES

To provide animal control services seven days a week and to provide emergency coverage after regular business hours and on Sundays. Responsible for enforcing City By-Laws dealing with animals and owners of domestic animals.

City of Sarnia

2011 Approved Current Budget

2080 ANIMAL CONTROL

	2010 Budget	2010 Actuals	2011 Base Budget	2011 One Time Budget	2011 Non-Service Budget	2011 Service Budget	2011 Council Approved Budget	Variance 2011 to 2010 Budget
REVENUE								
EXPENSES								
5-01000 SALARIES	142,094	141,706	142,094		8,042		150,136	5.66%
5-01200 EMPLOYEE BENEFITS	34,583	35,592	34,583		3,846		38,429	11.12%
5-02000 STATIONERY & SUPPLIES	900	1,002	900				900	0.00%
5-02104 TELEPHONE	1,800	1,340	1,800				1,800	0.00%
5-02220 VEHICLE EXPENSE	32,810	32,996	32,810				32,810	0.00%
5-02302 ADVERTISING	800	256	800				800	0.00%
5-02311 TRAINING & EDUCATION	1,000		1,000				1,000	0.00%
5-02360 CLOTHING & UNIFORMS	550	759	550		200		750	36.36%
5-02372 LIVESTOCK & POULTRY KILLED	190		190				190	0.00%
5-05000 SUNDRY	500	2,389	500				500	0.00%
5-05120 VETERINARY SERVICES	1,500	817	1,500				1,500	0.00%
5-05813 SARNIA S.P.C.A. CONTRACT	100,000	100,000	100,000				100,000	0.00%
Expense Total	316,727	316,857	316,727		12,088		328,815	3.82%
Net Expense	316,727	316,857	316,727		12,088		328,815	3.82%

**THE CORPORATION OF THE CITY OF SARNIA
2011 CURRENT BUDGET**

DEPARTMENT # 2100	DEPARTMENT: City Solicitor/Clerk	DIVISION: Elections
--------------------------	---	----------------------------

FULL TIME EQUIVALENT	2010 BUDGETED FTE	2010 ACTUAL FTE	2011 BUDGETED FTE	COMMENTS
FULL TIME	0	0	0	
PART-TIME/ SEASONAL/ TEMPORARY	0.66	0.66	0	Decrease 0.66 elections P/T staff;
TOTAL	0.66	0.66	0	

*(FTE) Full-time equivalent employment is defined as the total number of hours worked divided by the number of regular compensable hours in a fiscal year;

OBJECTIVES AND RESPONSIBILITIES

To assist in the operation of the municipal election as required under the Municipal Elections Act.

City of Sarnia

2011 Approved Current Budget

2100 ELECTIONS

	2010 Budget	2010 Actuals	2011 Base Budget	2011 One Time Budget	2011 Non-Service Budget	2011 Service Budget	2011 Council Approved Budget	Variance 2011 to 2010 Budget
REVENUE								
4-00930 COSTS RECOVERED		(1,041)						
4-06220 CONTRIBUTION FROM RESERVES	(139,278)	(139,278)	(139,278)		139,278			(100.00%)
Revenue Total	(139,278)	(140,319)	(139,278)		139,278			(100.00%)
EXPENSES								
5-01030 SALARIES - CASUAL	19,996	21,232	19,996		(19,996)			(100.00%)
5-01200 EMPLOYEE BENEFITS	2,067	2,457	2,067		(2,067)			(100.00%)
5-01252 ELECTION REMUNERATION	40,000	57,168	40,000		(40,000)			(100.00%)
5-02009 ELECTION SUPPLIES	40,000	46,445	40,000		(40,000)			(100.00%)
5-02104 TELEPHONE	1,700	1,209	1,700		(1,700)			(100.00%)
5-02302 ADVERTISING	7,000	3,569	7,000		(7,000)			(100.00%)
5-02303 POSTAGE	20,000	15,481	20,000		(20,000)			(100.00%)
5-02311 TRAINING & EDUCATION	5,000	4,837	5,000		(5,000)			(100.00%)
5-02410 EQUIPMENT MAINTENANCE	3,500	479	3,500		(3,500)			(100.00%)
Expense Total	139,263	152,877	139,263		(139,263)			(100.00%)
Net Expense	(15)	12,558	(15)		15			(100.00%)

City of Sarnia

2011 Approved Current Budget

2490 OTHER MUNICIPAL

	2010 Budget	2010 Actuals	2011 Base Budget	2011 One Time Budget	2011 Non-Service Budget	2011 Service Budget	2011 Council Approved Budget	Variance 2011 to 2010 Budget
REVENUE								
4-00474 ADVERTISING		(2,150)						
Revenue Total		(2,150)						
EXPENSES								
5-02104 TELEPHONE	30,400	28,360	30,400				30,400	0.00%
5-02120 HYDRO - CONTINUOUS SAFETY SERV	22,600	20,576	22,600				22,600	0.00%
5-02301 MEMBERSHIPS & SUBSCRIPTIONS	5,950	4,427	5,950				5,950	0.00%
5-02311 TRAINING & EDUCATION	60,000	22,373	60,000		(20,000)		40,000	(33.33%)
5-02313 TRAINING-ALTERNATIVE DISPUTE RESOLUTION	3,890	2,957	3,890				3,890	0.00%
5-02705 PERSONNEL RECRUITMENT	30,000	35,910	30,000				30,000	0.00%
5-04000 AUDIT FEES	54,000	53,766	54,000				54,000	0.00%
5-04001 LEGAL FEES	77,730	27,173	77,730				77,730	0.00%
5-04002 ARBITRATION COSTS		400						
5-04005 INSURANCE	43,576	33,883	43,576		9,599		53,175	22.03%
5-05104 LONG SERVICE RECOGNITION	7,800	7,803	7,800				7,800	0.00%
5-05106 VOLUNTEER RECOGNITION	5,300	3,870	5,300				5,300	0.00%
5-05128 EMPLOYEE ASSISTANCE PROGRAM	20,000	15,132	20,000				20,000	0.00%
5-05134 HEALTH & OCCUPATIONAL SAFETY	1,500	417	1,500				1,500	0.00%
5-05626 SPECIAL PROJECTS	22,000	28,032	22,000				22,000	0.00%
5-05802 ACCESSIBILITY ADVISORY COMMITTEE	12,780	14,951	12,780				12,780	0.00%
5-06101 CONTRIBUTION TO CAPITAL RESRV FUND (GST)	100,000	100,000	100,000				100,000	0.00%
5-06900 CONTRIBUTION TO RESERVE	26,000	26,000	26,000			100,000	126,000	384.62%
5-06905 SELF INSURANCE RESERVE	301,975	301,975	301,975				301,975	0.00%
5-06960 SURPLUS TRANSFER RATE STABILIZATION RESV		288,616						
Expense Total	825,501	1,016,621	825,501		(10,401)	100,000	915,100	10.85%
Net Expense	825,501	1,014,471	825,501		(10,401)	100,000	915,100	10.85%

LIBRARY FACILITIES

City of Sarnia

2011 Approved Current Budget

4900 SARNIA PUBLIC LIBRARY

	2010 Budget	2010 Actuals	2011 Base Budget	2011 One Time Budget	2011 Non-Service Budget	2011 Service Budget	2011 Council Approved Budget	Variance 2011 to 2010 Budget
REVENUE								
EXPENSES								
5-02101 FUEL	25,281	18,166	25,281				25,281	0.00%
5-02102 ELECTRICITY	51,333	49,898	51,333				51,333	0.00%
5-02103 WATER	5,300	7,579	5,300				5,300	0.00%
5-02400 REPAIRS & MAINTENANCE		(178)						
5-02420 BUILDING MAINTENANCE	9,730	11,259	9,730				9,730	0.00%
5-02425 ELEVATOR MAINTENANCE	6,968	3,796	6,968		140		7,108	2.01%
5-02430 AIR CONDITIONING/HEATING MAINTENANCE	7,790	11,444	7,790				7,790	0.00%
5-02435 GROUNDS MAINTENANCE	8,343	8,343	8,343				8,343	0.00%
5-02455 PARKING LOT MAINTENANCE	6,000	5,016	6,000				6,000	0.00%
5-04005 INSURANCE	7,148	7,660	7,148		1,060		8,208	14.83%
5-05640 EQUIPMENT DEPRECIATION RESERVE	5,500	5,500	5,500				5,500	0.00%
Expense Total	133,393	128,483	133,393		1,200		134,593	0.90%
Net Expense	133,393	128,483	133,393		1,200		134,593	0.90%

City of Sarnia

2011 Approved Current Budget

4901 LAWRENCE HOUSE

	2010 Budget	2010 Actuals	2011 Base Budget	2011 One Time Budget	2011 Non-Service Budget	2011 Service Budget	2011 Council Approved Budget	Variance 2011 to 2010 Budget
REVENUE								
EXPENSES								
5-02101 FUEL	1,601	2,199	1,601				1,601	0.00%
5-02102 ELECTRICITY	6,130	5,474	6,130				6,130	0.00%
5-02103 WATER	300	846	300		200		500	66.67%
5-02320 JANITORIAL SUPPLIES	780	1,020	780				780	0.00%
5-02420 BUILDING MAINTENANCE	9,500	9,814	9,500				9,500	0.00%
5-02425 ELEVATOR MAINTENANCE	2,365	2,353	2,365				2,365	0.00%
5-02430 AIR CONDITIONING/HEATING MAINTENANCE	1,460	2,810	1,460		1,040		2,500	71.23%
5-02435 GROUNDS MAINTENANCE	597	597	597				597	0.00%
5-04005 INSURANCE	2,804	3,338	2,804		773		3,577	27.57%
5-04043 CONTRACT CLEANING	4,017	3,951	4,017				4,017	0.00%
5-05000 SUNDRY	100		100				100	0.00%
5-05640 EQUIPMENT DEPRECIATION RESERVE	1,000	1,000	1,000				1,000	0.00%
Expense Total	30,654	33,402	30,654		2,013		32,667	6.57%
Net Expense	30,654	33,402	30,654		2,013		32,667	6.57%

City of Sarnia

2011 Approved Current Budget

4902 LAMBTON MALL ROAD LIBRARY

	2010 Budget	2010 Actuals	2011 Base Budget	2011 One Time Budget	2011 Non-Service Budget	2011 Service Budget	2011 Council Approved Budget	Variance 2011 to 2010 Budget
REVENUE								
EXPENSES								
5-02101 FUEL	1,240	2,475	1,240		1,960		3,200	158.06%
5-02102 ELECTRICITY	4,621	5,020	4,621				4,621	0.00%
5-02420 BUILDING MAINTENANCE	490	284	490				490	0.00%
5-02430 AIR CONDITIONING/HEATING MAINTENANCE	100		100				100	0.00%
5-05100 FACILITY RENT	53,339	53,119	53,339		461		53,800	0.86%
Expense Total	59,790	60,898	59,790		2,421		62,211	4.05%
Net Expense	59,790	60,898	59,790		2,421		62,211	4.05%

City of Sarnia

2011 Approved Current Budget

4903 FAITHORNE HOUSE LIBRARY

	2010 Budget	2010 Actuals	2011 Base Budget	2011 One Time Budget	2011 Non-Service Budget	2011 Service Budget	2011 Council Approved Budget	Variance 2011 to 2010 Budget
REVENUE								
EXPENSES								
5-02101 FUEL	2,500	2,103	2,500				2,500	0.00%
5-02102 ELECTRICITY	3,410	3,499	3,410				3,410	0.00%
5-02103 WATER	404	810	404				404	0.00%
5-02420 BUILDING MAINTENANCE	3,000	3,623	3,000				3,000	0.00%
5-02430 AIR CONDITIONING/HEATING MAINTENANCE	750	187	750				750	0.00%
5-02435 GROUNDS MAINTENANCE	515	515	515				515	0.00%
5-02455 PARKING LOT MAINTENANCE	9,000	6,612	9,000				9,000	0.00%
5-04005 INSURANCE	2,017	2,504	2,017		666		2,683	33.02%
5-05640 EQUIPMENT DEPRECIATION RESERVE	1,000	1,000	1,000				1,000	0.00%
Expense Total	22,596	20,853	22,596		666		23,262	2.95%
Net Expense	22,596	20,853	22,596		666		23,262	2.95%

This page intentionally left blank

FIRE

**THE CORPORATION OF THE CITY OF SARNIA
2011 CURRENT BUDGET**

DEPARTMENT # 2500	DEPARTMENT: Fire	DIVISION: Fire Officers
--------------------------	-------------------------	--------------------------------

FULL TIME EQUIVALENT	2010 BUDGETED FTE	2010 ACTUAL FTE	2011 BUDGETED FTE	COMMENTS
FULL TIME	130	130	130	
PART-TIME/ SEASONAL/ TEMPORARY	0	0	0	
TOTAL	130	130	130	

*(FTE) Full-time equivalent employment is defined as the total number of hours worked divided by the number of regular compensable hours in a fiscal year;

OBJECTIVES AND RESPONSIBILITIES

To provide staffing to achieve our three lines of defense: Public education and Prevention, Fire Safety Standards and Enforcement, and Emergency Response.

City of Sarnia

2011 Approved Current Budget

2500 FIRE - OFFICERS

	2010 Budget	2010 Actuals	2011 Base Budget	2011 One Time Budget	2011 Non-Service Budget	2011 Service Budget	2011 Council Approved Budget	Variance 2011 to 2010 Budget
REVENUE								
4-00350 FIRE INSPECTIONS & REPORTS	(14,307)	(7,664)	(14,307)				(14,307)	0.00%
4-00364 FIRE REVIEW-BUILDING PERMIT APPLICATIONS	(180,000)	(180,000)	(180,000)				(180,000)	0.00%
4-00366 FIRE SUPPRESSION	(9,500)	(1,628)	(9,500)				(9,500)	0.00%
4-00367 FIRE CALLS - MINISTRY OF TRANSPORTATION	(8,000)	(13,220)	(8,000)				(8,000)	0.00%
4-00368 FIRE SERVICE-AAMJWNAANG FIRST NATIONS	(75,000)	(68,428)	(75,000)				(75,000)	0.00%
4-00900 SUNDRY REVENUE		(213)						
4-00905 DONATIONS	(14,000)		(14,000)				(14,000)	0.00%
4-00930 COSTS RECOVERED	(23,400)	(9,733)	(23,400)				(23,400)	0.00%
4-00941 SALE OF EQUIPMENT	(500)	(5,550)	(500)				(500)	0.00%
Revenue Total	(324,707)	(286,436)	(324,707)				(324,707)	0.00%
EXPENSES								
5-01000 SALARIES	10,942,480	10,838,241	10,942,480		349,508		11,291,988	3.19%
5-01025 SALARIES - OVERTIME	250,026	421,864	250,026		(19,958)		230,068	(7.98%)
5-01100 ACTING RANK	65,000	101,361	65,000				65,000	0.00%
5-01130 SEVERANCE PAY	124,982	84,883	124,982		21,476		146,458	17.18%
5-01200 EMPLOYEE BENEFITS	2,646,837	2,597,092	2,646,837		272,554		2,919,391	10.30%
5-02000 STATIONERY & SUPPLIES	4,900	3,144	4,900				4,900	0.00%
5-02001 PRINTING & PAPER SUPPLIES	2,320	1,459	2,320				2,320	0.00%
5-02104 TELEPHONE		451						
5-02114 IT MAINTENANCE & SUPPORT	11,100	6,113	11,100				11,100	0.00%
5-02200 GASOLINE	52,380	56,024	52,380		(7,000)		45,380	(13.36%)
5-02222 RADIO LICENSE	7,500	967	7,500				7,500	0.00%
5-02300 OFFICE EXPENSES	1,442	519	1,442				1,442	0.00%
5-02301 MEMBERSHIPS & SUBSCRIPTIONS	4,165	2,038	4,165				4,165	0.00%
5-02302 ADVERTISING	290		290				290	0.00%
5-02303 POSTAGE	1,185	333	1,185				1,185	0.00%
5-02310 TRAVEL	1,940	1,497	1,940				1,940	0.00%
5-02311 TRAINING & EDUCATION	33,080	37,649	33,080				33,080	0.00%
5-02312 CONFERENCES & SEMINARS	5,125	4,883	5,125				5,125	0.00%
5-02321 CLEANING SUPPLIES	5,500	3,321	5,500				5,500	0.00%
5-02322 SAFETY SUPPLIES	11,280	13,847	11,280				11,280	0.00%
5-02323 SAFETY PROGRAM	12,390	11,036	12,390				12,390	0.00%
5-02324 FIRE PREVENTION	7,045	6,236	7,045				7,045	0.00%
5-02325 MONITORING					11,000		11,000	
5-02360 CLOTHING & UNIFORMS	44,071	44,547	44,071				44,071	0.00%
5-02384 RADIO & RADAR	31,755	22,917	31,755				31,755	0.00%

City of Sarnia

2011 Approved Current Budget

2500 FIRE - OFFICERS

	2010 Budget	2010 Actuals	2011 Base Budget	2011 One Time Budget	2011 Non-Service Budget	2011 Service Budget	2011 Council Approved Budget	Variance 2011 to 2010 Budget
5-02405 OFFICE EQUIPMENT MAINTENANCE	5,025	4,695	5,025				5,025	0.00%
5-02410 EQUIPMENT MAINTENANCE	15,735	15,236	15,735				15,735	0.00%
5-02440 VEHICLE MAINTENANCE	39,955	72,758	39,955		12,372		52,327	30.96%
5-02460 OPTICOM MAINTENANCE	2,285		2,285				2,285	0.00%
5-02477 HAZMAT	30,000	27,309	30,000				30,000	0.00%
5-02700 BUNKER GEAR CLEANING & REPAIR	3,175	2,186	3,175				3,175	0.00%
5-02702 RESPIRATORY PROTECTION PLAN					13,000		13,000	
5-02705 PERSONNEL RECRUITMENT		103						
5-04005 INSURANCE	46,028	70,076	46,028		29,060		75,088	63.14%
5-04042 LAUNDRY SERVICES	1,070	90	1,070				1,070	0.00%
5-05000 SUNDRY	2,550	2,462	2,550				2,550	0.00%
5-05126 MEDICAL EXAMINATIONS	450	140	450				450	0.00%
5-05500 REPLACEMENT EQUIPMENT	99,330	100,318	99,330		(24,000)		75,330	(24.16%)
5-05505 NEW EQUIPMENT		18,399						
5-05640 EQUIPMENT DEPRECIATION RESERVE	51,400	51,400	51,400				51,400	0.00%
5-05655 ALLOCATED CENTRAL DISPATCH	309,713	309,005	309,713		9,798		319,511	3.16%
5-39000 ENGINE 1	12,000	8,820	12,000				12,000	0.00%
5-39001 ENGINE 2	6,600	7,097	6,600				6,600	0.00%
5-39002 ENGINE 3	10,000	8,291	10,000				10,000	0.00%
5-39003 ENGINE 4	500	26	500				500	0.00%
5-39004 LADDER 4	25,000	15,568	25,000				25,000	0.00%
5-39005 ENGINE 5	5,500	4,837	5,500				5,500	0.00%
5-39006 RESCUE 1	10,000	11,481	10,000				10,000	0.00%
5-39007 TANKER 4	3,000	898	3,000				3,000	0.00%
5-39008 LADDER 2	5,000	10,445	5,000		5,000		10,000	100.00%
5-39009 LADDER 3	5,000	5,047	5,000		5,000		10,000	100.00%
Expense Total	14,956,109	15,007,109	14,956,109		677,810		15,633,919	4.53%
Net Expense	14,631,402	14,720,673	14,631,402		677,810		15,309,212	4.63%

City of Sarnia

2011 Approved Current Budget

2550 FIRE - EAST STREET STATION

	2010 Budget	2010 Actuals	2011 Base Budget	2011 One Time Budget	2011 Non-Service Budget	2011 Service Budget	2011 Council Approved Budget	Variance 2011 to 2010 Budget
REVENUE								
EXPENSES								
5-02101 FUEL	28,080	14,727	28,080				28,080	0.00%
5-02102 ELECTRICITY	10,450	13,400	10,450				10,450	0.00%
5-02104 TELEPHONE	13,920	17,206	13,920				13,920	0.00%
5-02420 BUILDING MAINTENANCE	27,750	31,358	27,750				27,750	0.00%
5-02435 GROUNDS MAINTENANCE	12,500	2,464	12,500				12,500	0.00%
Expense Total	92,700	79,155	92,700				92,700	0.00%
Net Expense	92,700	79,155	92,700				92,700	0.00%

City of Sarnia

2011 Approved Current Budget

2555 FIRE - CHURCHILL ROAD STATION

	2010 Budget	2010 Actuals	2011 Base Budget	2011 One Time Budget	2011 Non-Service Budget	2011 Service Budget	2011 Council Approved Budget	Variance 2011 to 2010 Budget
REVENUE								
EXPENSES								
5-02101 FUEL	6,800	4,129	6,800				6,800	0.00%
5-02102 ELECTRICITY	2,770	2,622	2,770				2,770	0.00%
5-02104 TELEPHONE	580	600	580				580	0.00%
5-02420 BUILDING MAINTENANCE	7,000	14,008	7,000				7,000	0.00%
5-02435 GROUNDS MAINTENANCE	400	22	400				400	0.00%
Expense Total	17,550	21,381	17,550				17,550	0.00%
Net Expense	17,550	21,381	17,550				17,550	0.00%

City of Sarnia

2011 Approved Current Budget

2560 FIRE - COLBORNE ROAD STATION

	2010 Budget	2010 Actuals	2011 Base Budget	2011 One Time Budget	2011 Non-Service Budget	2011 Service Budget	2011 Council Approved Budget	Variance 2011 to 2010 Budget
REVENUE								
EXPENSES								
5-02101 FUEL	4,900	2,219	4,900				4,900	0.00%
5-02102 ELECTRICITY	2,100	2,328	2,100				2,100	0.00%
5-02104 TELEPHONE	580	834	580				580	0.00%
5-02420 BUILDING MAINTENANCE	7,000	11,044	7,000				7,000	0.00%
5-02435 GROUNDS MAINTENANCE	290	343	290				290	0.00%
Expense Total	14,870	16,768	14,870				14,870	0.00%
Net Expense	14,870	16,768	14,870				14,870	0.00%

City of Sarnia

2011 Approved Current Budget

2565 FIRE - WELLINGTON STREET STATION

	2010 Budget	2010 Actuals	2011 Base Budget	2011 One Time Budget	2011 Non-Service Budget	2011 Service Budget	2011 Council Approved Budget	Variance 2011 to 2010 Budget
REVENUE								
EXPENSES								
5-02101 FUEL	13,480	9,574	13,480				13,480	0.00%
5-02102 ELECTRICITY	8,200	7,965	8,200				8,200	0.00%
5-02104 TELEPHONE	580	1,437	580				580	0.00%
5-02420 BUILDING MAINTENANCE	17,000	7,360	17,000				17,000	0.00%
5-02435 GROUNDS MAINTENANCE	390		390				390	0.00%
Expense Total	39,650	26,336	39,650				39,650	0.00%
Net Expense	39,650	26,336	39,650				39,650	0.00%

City of Sarnia

2011 Approved Current Budget

2570 FIRE - BRIGHTS GROVE STATION

	2010 Budget	2010 Actuals	2011 Base Budget	2011 One Time Budget	2011 Non-Service Budget	2011 Service Budget	2011 Council Approved Budget	Variance 2011 to 2010 Budget
REVENUE								
EXPENSES								
5-02101 FUEL	5,800	3,707	5,800				5,800	0.00%
5-02102 ELECTRICITY	3,000	3,518	3,000				3,000	0.00%
5-02104 TELEPHONE	580	668	580				580	0.00%
5-02420 BUILDING MAINTENANCE	8,500	4,305	8,500				8,500	0.00%
5-02435 GROUNDS MAINTENANCE	600	82	600				600	0.00%
Expense Total	18,480	12,280	18,480				18,480	0.00%
Net Expense	18,480	12,280	18,480				18,480	0.00%

This page intentionally left blank

POLICE SERVICES

**THE CORPORATION OF THE CITY OF SARNIA
2011 CURRENT BUDGET**

DEPARTMENT # 2600	DEPARTMENT: SARNIA POLICE SERVICE	DIVISION: UNIFORM SALARIES
--------------------------	--	-----------------------------------

FULL TIME EQUIVALENT	2010 BUDGETED FTE	2010 ACTUAL FTE	2011 BUDGETED FTE	COMMENTS
FULL TIME	112	112	112	
PART-TIME/ SEASONAL/ TEMPORARY				
TOTAL	112	112	112	

*(FTE) Full-time equivalent employment is defined as the total number of hours worked divided by the number of regular compensable hours in a fiscal year;

OBJECTIVES AND RESPONSIBILITIES

Maintain current authorized compliment strength of 112 and provide protection for the community as mandated.
The Ministry of Community Safety & Correctional Services and the City of Sarnia and Sarnia Police Services Board entered into an agreement in 2009 under the Police Officers Recruitment Fund program. We were approved to hire one additional constable with the government providing \$70,000.00 annually towards his salary and/or overtime costs.

City of Sarnia

2011 Approved Current Budget

2600 POLICE - OFFICERS

	2010 Budget	2010 Actuals	2011 Base Budget	2011 One Time Budget	2011 Non-Service Budget	2011 Service Budget	2011 Council Approved Budget	Variance 2011 to 2010 Budget
REVENUE								
4-00400 POLICE GRANT	(374,653)	(374,653)	(374,653)				(374,653)	0.00%
4-00401 PROVINCIAL OFFENSES, COURT SECURITY	(645,515)	(665,500)	(645,515)		(85,000)		(730,515)	13.17%
4-00403 POLICE SERVICE-AAMJINWANG FIRST NATIONS	(100,728)	(102,138)	(100,728)		(1,410)		(102,138)	1.40%
4-00404 POLICE ESCORT SERVICE	(30,000)	(111,765)	(30,000)		(43,200)		(73,200)	144.00%
4-00405 FEES - IDENTIFICATION SERVICES	(30,000)	(18,033)	(30,000)				(30,000)	0.00%
4-00406 FIRING RANGE FEES		(700)						
4-00407 LICENSE FEES - BUSINESS	(75,000)	(93,834)	(75,000)		(10,000)		(85,000)	13.33%
4-00753 PROVINCIAL SUBSIDY -POLICE PARTNER	(150,000)	(150,000)	(150,000)				(150,000)	0.00%
4-00761 PROVINCIAL SUBSIDY -POLICE RECRUIT GRANT	(70,000)	(70,000)	(70,000)				(70,000)	0.00%
4-00763 PROVINCIAL GRANT - MINISTRY OF YOUTH		(2,733)						
4-00805 FEDERAL CROWN RECOVERIES		(2,000)						
4-00901 OTHER FEES & SERVICE CHARGES	(50,000)	(65,483)	(50,000)		(5,000)		(55,000)	10.00%
4-00925 ADMINISTRATION-FEES	(30,000)	(111,699)	(30,000)		(30,000)		(60,000)	100.00%
4-00930 COSTS RECOVERED	(7,000)	(4,715)	(7,000)		(8,000)		(15,000)	114.29%
4-00941 SALE OF EQUIPMENT		(44,981)			(20,000)		(20,000)	
Revenue Total	(1,562,896)	(1,818,234)	(1,562,896)		(202,610)		(1,765,506)	12.96%
EXPENSES								
5-01000 SALARIES	9,788,961	9,642,226	9,788,961		209,105		9,998,066	2.14%
5-01025 SALARIES - OVERTIME	540,000	539,278	540,000		(46,300)		493,700	(8.57%)
5-01090 COURT TIME	160,600	154,769	160,600		4,800		165,400	2.99%
5-01095 CALL DUTY		64,170			66,900		66,900	
5-01100 ACTING RANK	34,000	31,199	34,000		1,000		35,000	2.94%
5-01105 SPECIAL DUTY PAY		109						
5-01110 VACATION PAY	24,000	26,690	24,000				24,000	0.00%
5-01115 STAT HOLIDAY PAY	180,000	120,829	180,000		5,000		185,000	2.78%
5-01125 SHIFT DIFFERENTIAL	23,000	19,462	23,000				23,000	0.00%
5-01130 SEVERANCE PAY		60,000						
5-01200 EMPLOYEE BENEFITS	2,564,343	2,562,236	2,564,343		254,070		2,818,413	9.91%
5-01253 CAR ALLOWANCE	2,400	2,223	2,400				2,400	0.00%
5-01255 UNIFORM ALLOWANCE	51,035	63,470	51,035		314		51,349	0.62%
5-01258 DRY CLEANING ALLOWANCE	15,094	13,439	15,094				15,094	0.00%
5-02301 MEMBERSHIPS & SUBSCRIPTIONS	7,772	6,042	7,772		326		8,098	4.19%
5-02310 TRAVEL	23,330	16,713	23,330		(1,800)		21,530	(7.72%)
5-02311 TRAINING & EDUCATION	73,445	57,251	73,445		9,205		82,650	12.53%
5-02360 CLOTHING & UNIFORMS	23,100	23,204	23,100				23,100	0.00%
5-02388 OVERTIME MEALS	10,400	9,214	10,400				10,400	0.00%

City of Sarnia

2011 Approved Current Budget

2600 POLICE - OFFICERS

	2010 Budget	2010 Actuals	2011 Base Budget	2011 One Time Budget	2011 Non-Service Budget	2011 Service Budget	2011 Council Approved Budget	Variance 2011 to 2010 Budget
5-02396 PERSONAL EQUIPMENT	13,645	14,752	13,645		1,250		14,895	9.16%
5-05000 SUNDRY	1,500	862	1,500				1,500	0.00%
5-05126 MEDICAL EXAMINATIONS	3,000	5,394	3,000		1,000		4,000	33.33%
5-05128 EMPLOYEE ASSISTANCE PROGRAM	30,000	83,908	30,000				30,000	0.00%
Expense Total	13,569,625	13,517,440	13,569,625		504,870		14,074,495	3.72%
Net Expense	12,006,729	11,699,206	12,006,729		302,260		12,308,989	2.52%

**THE CORPORATION OF THE CITY OF SARNIA
2011 CURRENT BUDGET**

DEPARTMENT # 2605	DEPARTMENT: SARNIA POLICE SERVICE	DIVISION: COURT SECURITY
--------------------------	--	---------------------------------

FULL TIME EQUIVALENT	2010 BUDGETED FTE	2010 ACTUAL FTE	2011 BUDGETED FTE	COMMENTS
FULL TIME	5	5	5	
PART-TIME/ SEASONAL/ TEMPORARY	2.5	2.5	2.5	*4672 casual part-time hours (same as 2010 budget)
TOTAL	7.5	7.5	7.5	

*(FTE) Full-time equivalent employment is defined as the total number of hours worked divided by the number of regular compensable hours in a fiscal year;

OBJECTIVES AND RESPONSIBILITIES

To provide court room security at the Sarnia Court House during trials as well as the transportation of prisoners from jail or other institutions to attend a court appearance.

City of Sarnia

2011 Approved Current Budget

2605 POLICE - COURT SECURITY

	2010 Budget	2010 Actuals	2011 Base Budget	2011 One Time Budget	2011 Non-Service Budget	2011 Service Budget	2011 Council Approved Budget	Variance 2011 to 2010 Budget
REVENUE								
EXPENSES								
5-01000 SALARIES	468,527	406,284	468,527		8,270		476,797	1.77%
5-01025 SALARIES - OVERTIME	15,500	11,545	15,500				15,500	0.00%
5-01030 SALARIES - CASUAL		2,493						
5-01090 COURT TIME		207						
5-01110 VACATION PAY	6,200	3,824	6,200		4		6,204	0.06%
5-01120 SERVICE PAY	1,000	1,000	1,000		300		1,300	30.00%
5-01200 EMPLOYEE BENEFITS	102,456	97,740	102,456		10,156		112,612	9.91%
Expense Total	593,683	523,093	593,683		18,730		612,413	3.15%
Net Expense	593,683	523,093	593,683		18,730		612,413	3.15%

**THE CORPORATION OF THE CITY OF SARNIA
2011 CURRENT BUDGET**

DEPARTMENT # 2610	DEPARTMENT: SARNIA POLICE SERVICE	DIVISION: COMMUNICATIONS
--------------------------	--	---------------------------------

FULL TIME EQUIVALENT	2010 BUDGETED FTE	2010 ACTUAL FTE	2011 BUDGETED FTE	COMMENTS
FULL TIME	13	13	13	
PART-TIME/ SEASONAL/ TEMPORARY	4.47	4.47	4.47	*8310 casual part-time hours. (no change from 2010)
TOTAL	17.47	17.47	17.47	

*(FTE) Full-time equivalent employment is defined as the total number of hours worked divided by the number of regular compensable hours in a fiscal year;

OBJECTIVES AND RESPONSIBILITIES

To maintain authorized compliment strength and provide dispatch service for Police and Fire. Casual part-time hours are to address backfill for vacation relief and to provide coverage and ensure the safety of the officers. The 2011 budget includes provisions for merit increases for communicators who have yet to attain Year 4 status.

City of Sarnia

2011 Approved Current Budget

2610 POLICE - COMMUNICATIONS

	2010 Budget	2010 Actuals	2011 Base Budget	2011 One Time Budget	2011 Non-Service Budget	2011 Service Budget	2011 Council Approved Budget	Variance 2011 to 2010 Budget
REVENUE								
4-00402 DISPATCH SERVICE CHARGE	(8,584)	(8,584)	(8,584)		(292)		(8,876)	3.40%
4-00929 COSTS RECOVERED - 911 DISPATCH PT EDWARD	(2,978)	(2,978)	(2,978)				(2,978)	0.00%
4-00930 COSTS RECOVERED	(309,005)	(309,005)	(309,005)		(10,506)		(319,511)	3.40%
Revenue Total	(320,567)	(320,567)	(320,567)		(10,798)		(331,365)	3.37%
EXPENSES								
5-01000 SALARIES	1,233,303	1,279,931	1,233,303		34,161		1,267,464	2.77%
5-01025 SALARIES - OVERTIME	17,057	32,368	17,057		2,943		20,000	17.25%
5-01090 COURT TIME		411						
5-01110 VACATION PAY	13,310	16,721	13,310		490		13,800	3.68%
5-01115 STAT HOLIDAY PAY	15,000	14,745	15,000		3,400		18,400	22.67%
5-01120 SERVICE PAY	6,100	6,100	6,100		750		6,850	12.30%
5-01125 SHIFT DIFFERENTIAL	5,000	4,823	5,000				5,000	0.00%
5-01200 EMPLOYEE BENEFITS	265,298	269,576	265,298		28,141		293,439	10.61%
5-02104 TELEPHONE	47,150	53,835	47,150		6,850		54,000	14.53%
5-02222 RADIO LICENSE	7,000	6,977	7,000				7,000	0.00%
5-02410 EQUIPMENT MAINTENANCE	80,741	74,669	80,741		(16,091)		64,650	(19.93%)
5-05505 NEW EQUIPMENT	6,737	4,240	6,737		(2,277)		4,460	(33.80%)
5-05640 EQUIPMENT DEPRECIATION RESERVE	20,000	20,000	20,000				20,000	0.00%
Expense Total	1,716,696	1,784,396	1,716,696		58,367		1,775,063	3.40%
Net Expense	1,396,129	1,463,829	1,396,129		47,569		1,443,698	3.41%

**THE CORPORATION OF THE CITY OF SARNIA
2011 CURRENT BUDGET**

DEPARTMENT # 2615	DEPARTMENT: SARNIA POLICE SERVICE	DIVISION: CIVILIAN
--------------------------	--	---------------------------

FULL TIME EQUIVALENT	2010 BUDGETED FTE	2010 ACTUAL FTE	2011 BUDGETED FTE	COMMENTS
FULL TIME	26	26	26	
PART-TIME/ SEASONAL/ TEMPORARY	1.6	1.6	1.6	*1092 permanent part-time hrs (same as 2010) *1904 casual part-time hrs (same as 2010 for backfill of full time vacancies in direct entry)
TOTAL	27.6	27.6	27.6	

*(FTE) Full-time equivalent employment is defined as the total number of hours worked divided by the number of regular compensable hours in a fiscal year;

OBJECTIVES AND RESPONSIBILITIES

The 2011 budget includes provisions for merit increases for civilian members who have yet to attain Year 4 status.

City of Sarnia

2011 Approved Current Budget

2615 POLICE - CIVILIAN

	2010 Budget	2010 Actuals	2011 Base Budget	2011 One Time Budget	2011 Non-Service Budget	2011 Service Budget	2011 Council Approved Budget	Variance 2011 to 2010 Budget
REVENUE								
EXPENSES								
5-01000 SALARIES	1,681,434	1,696,874	1,681,434		52,501		1,733,935	3.12%
5-01025 SALARIES - OVERTIME	10,000	4,013	10,000				10,000	0.00%
5-01090 COURT TIME		131						
5-01110 VACATION PAY	3,973	4,447	3,973		(73)		3,900	(1.84%)
5-01115 STAT HOLIDAY PAY	6,200	5,973	6,200		300		6,500	4.84%
5-01120 SERVICE PAY	9,850	9,850	9,850		1,050		10,900	10.66%
5-01125 SHIFT DIFFERENTIAL	2,500	2,477	2,500		100		2,600	4.00%
5-01200 EMPLOYEE BENEFITS	426,159	415,886	426,159		36,959		463,118	8.67%
5-01253 CAR ALLOWANCE	4,200	3,891	4,200				4,200	0.00%
Expense Total	2,144,316	2,143,542	2,144,316		90,837		2,235,153	4.24%
Net Expense	2,144,316	2,143,542	2,144,316		90,837		2,235,153	4.24%

**THE CORPORATION OF THE CITY OF SARNIA
2011 CURRENT BUDGET**

DEPARTMENT # 2620	DEPARTMENT: SARNIA POLICE SERVICE	DIVISION: JANITORIAL
--------------------------	--	-----------------------------

FULL TIME EQUIVALENT	2010 BUDGETED FTE	2010 ACTUAL FTE	2011 BUDGETED FTE	COMMENTS
FULL TIME	2	2	2	
PART-TIME/ SEASONAL/ TEMPORARY	1.2	1.2	1.2	*1144 permanent part-time hrs (small decrease from 2010) *1040 casual part-time hrs (same as 2010 budget)
TOTAL	3.2	3.2	3.2	

*(FTE) Full-time equivalent employment is defined as the total number of hours worked divided by the number of regular compensable hours in a fiscal year;

OBJECTIVES AND RESPONSIBILITIES

To provide janitorial services for the premises in a 24/7 environment and vehicle maintenance for the Sarnia Police Service fleet. We have a staff of 2.57 for janitorial services and .63 for our vehicle maintenance. The 2011 budget includes provision for merit increases for janitorial staff who have yet to attain Year 4 status.

City of Sarnia

2011 Approved Current Budget

2620 POLICE - JANITORIAL

	2010 Budget	2010 Actuals	2011 Base Budget	2011 One Time Budget	2011 Non-Service Budget	2011 Service Budget	2011 Council Approved Budget	Variance 2011 to 2010 Budget
REVENUE								
EXPENSES								
5-01000 SALARIES	164,495	157,308	164,495		7,010		171,505	4.26%
5-01025 SALARIES - OVERTIME	300	117	300				300	0.00%
5-01110 VACATION PAY	2,730	2,447	2,730		90		2,820	3.30%
5-01115 STAT HOLIDAY PAY	520	394	520				520	0.00%
5-01120 SERVICE PAY	200	200	200				200	0.00%
5-01200 EMPLOYEE BENEFITS	35,132	37,472	35,132		3,891		39,023	11.08%
Expense Total	203,377	197,938	203,377		10,991		214,368	5.40%
Net Expense	203,377	197,938	203,377		10,991		214,368	5.40%

City of Sarnia

2011 Approved Current Budget

2625 POLICE - STATION

	2010 Budget	2010 Actuals	2011 Base Budget	2011 One Time Budget	2011 Non-Service Budget	2011 Service Budget	2011 Council Approved Budget	Variance 2011 to 2010 Budget
REVENUE								
4-00755 PROVINCIAL SUBSIDY-RIDE OVERTIME	(25,251)	(25,251)	(25,251)		720		(24,531)	(2.85%)
Revenue Total	(25,251)	(25,251)	(25,251)		720		(24,531)	(2.85%)
EXPENSES								
5-02000 STATIONERY & SUPPLIES	50,400	49,534	50,400		4,500		54,900	8.93%
5-02006 PHOTOGRAPHY SUPPLIES	10,600	10,077	10,600		220		10,820	2.08%
5-02101 FUEL	50,000	30,522	50,000				50,000	0.00%
5-02102 ELECTRICITY	95,000	92,714	95,000				95,000	0.00%
5-02103 WATER	13,400	9,780	13,400		670		14,070	5.00%
5-02104 TELEPHONE	87,000	85,757	87,000		3,500		90,500	4.02%
5-02220 VEHICLE EXPENSE	197,500	184,753	197,500		1,500		199,000	0.76%
5-02224 VEHICLE RENTALS	6,000	6,133	6,000				6,000	0.00%
5-02225 VEHICLE LEASING	250,000	250,000	250,000				250,000	0.00%
5-02303 POSTAGE	9,500	12,247	9,500		400		9,900	4.21%
5-02320 JANITORIAL SUPPLIES	12,000	10,245	12,000				12,000	0.00%
5-02384 RADIO & RADAR	15,030	15,699	15,030		1,720		16,750	11.44%
5-02386 MEALS FOR PRISONERS	2,000	1,754	2,000		300		2,300	15.00%
5-02400 REPAIRS & MAINTENANCE	74,492	60,317	74,492		4,051		78,543	5.44%
5-02405 OFFICE EQUIPMENT MAINTENANCE	289,006	307,810	289,006		7,606		296,612	2.63%
5-02420 BUILDING MAINTENANCE	60,550	124,438	60,550		(3,750)		56,800	(6.19%)
5-02435 GROUNDS MAINTENANCE	27,000	21,882	27,000		2,000		29,000	7.41%
5-02440 VEHICLE MAINTENANCE	96,500		96,500		5,500		102,000	5.70%
5-03101 PROGRAM SUPPLIES-C.I.D.	10,150	25,826	10,150		2,050		12,200	20.20%
5-03102 PROGRAM SUPPLIES-CRIME PREVENTION	5,660	5,165	5,660		(340)		5,320	(6.01%)
5-03103 PROGRAM SUPPLIES-INTELLIGENCE	7,100	11,657	7,100		4,000		11,100	56.34%
5-03104 PROGRAM SUPPLIES-CONTAINMENT TEAM	41,340	36,589	41,340		(440)		40,900	(1.06%)
5-03105 PROGRAM SUPPLIES-COURT SECURITY	1,400	1,032	1,400		(930)		470	(66.43%)
5-03106 PROGRAM SUPPLIES-TRAFFIC	6,616	5,633	6,616		(41)		6,575	(0.62%)
5-03107 PROGRAM SUPPLIES-MEDIA RELATIONS	2,938	4,391	2,938		(1,628)		1,310	(55.41%)
5-03108 PROGRAM SUPPLIES-FIREARMS	36,245	34,845	36,245		14,255		50,500	39.33%
5-03109 PROGRAM SUPPLIES-MORALITY	500	543	500		250		750	50.00%
5-03110 PROGRAM SUPPLIES-UNIFORM DIVISION	2,675	2,327	2,675		985		3,660	36.82%
5-03111 PROGRAM SUPPLIES-BIKE PATROL	2,000	2,063	2,000				2,000	0.00%
5-03112 PROGRAM SUPPLIES-CRISIS NEGOTIATION	5,925	2,574	5,925				5,925	0.00%
5-04005 INSURANCE	212,320	212,386	212,320		15,305		227,625	7.21%
5-05000 SUNDRY	1,500	1,007	1,500				1,500	0.00%
5-05505 NEW EQUIPMENT	10,000	9,972	10,000				10,000	0.00%

City of Sarnia

2011 Approved Current Budget

2625 POLICE - STATION

	2010 Budget	2010 Actuals	2011 Base Budget	2011 One Time Budget	2011 Non-Service Budget	2011 Service Budget	2011 Council Approved Budget	Variance 2011 to 2010 Budget
5-05650 ALLOCATED ADMINISTRATION	64,328	64,328	64,328		1,608		65,936	2.50%
5-06900 CONTRIBUTION TO RESERVE	100,000	100,000	100,000		(62,000)		38,000	(62.00%)
5-06906 CRIME RESERVE	15,000	15,000	15,000				15,000	0.00%
5-06910 PROVISION CAPITAL EXPENDITURE	14,420	14,420	14,420		361		14,781	2.50%
5-43002 NEW EQUIP - CIVIL REMEDIES		41						
Expense Total	1,886,095	1,823,461	1,886,095		1,652		1,887,747	0.09%
Net Expense	1,860,844	1,798,210	1,860,844		2,372		1,863,216	0.13%

City of Sarnia

2011 Approved Current Budget

2630 POLICE - POLICE SERVICES BOARD

	2010 Budget	2010 Actuals	2011 Base Budget	2011 One Time Budget	2011 Non-Service Budget	2011 Service Budget	2011 Council Approved Budget	Variance 2011 to 2010 Budget
REVENUE								
4-00941 SALE OF EQUIPMENT	(5,000)	(3,886)	(5,000)		1,000		(4,000)	(20.00%)
Revenue Total	(5,000)	(3,886)	(5,000)		1,000		(4,000)	(20.00%)
EXPENSES								
5-02301 MEMBERSHIPS & SUBSCRIPTIONS	3,480	3,480	3,480				3,480	0.00%
5-02305 MICSCCELLANEOUS SUPPLIES	8,000	913	8,000				8,000	0.00%
5-02312 CONFERENCES & SEMINARS	1,800	1,656	1,800		700		2,500	38.89%
5-03100 PROGRAM SUPPLIES	2,500	2,258	2,500				2,500	0.00%
5-04001 LEGAL FEES	40,000	82,254	40,000				40,000	0.00%
5-05000 SUNDRY	2,500	2,145	2,500				2,500	0.00%
5-05150 BUSINESS PLAN	10,000	9,010	10,000		(10,000)			(100.00%)
Expense Total	68,280	101,716	68,280		(9,300)		58,980	(13.62%)
Net Expense	63,280	97,830	63,280		(8,300)		54,980	(13.12%)

City of Sarnia

2011 Approved Current Budget

2635 POLICE - DEBT CHARGES

	2010 Budget	2010 Actuals	2011 Base Budget	2011 One Time Budget	2011 Non-Service Budget	2011 Service Budget	2011 Council Approved Budget	Variance 2011 to 2010 Budget
REVENUE								
EXPENSES								
5-05720 DEBT CHARGES-PRINCIPAL	270,012	270,012	270,012		13,595		283,607	5.03%
5-05721 DEBT CHARGES-INTEREST	26,218	26,218	26,218		(15,730)		10,488	(60.00%)
5-06100 CONTRIBUTION TO RESERVE					2,135		2,135	
Expense Total	296,230	296,230	296,230				296,230	0.00%
Net Expense	296,230	296,230	296,230				296,230	0.00%

City of Sarnia

2011 Approved Current Budget

2640 POLICE - POLICE SERVICES BOARD

	2010 Budget	2010 Actuals	2011 Base Budget	2011 One Time Budget	2011 Non-Service Budget	2011 Service Budget	2011 Council Approved Budget	Variance 2011 to 2010 Budget
REVENUE								
EXPENSES								
5-01070 OTHER REMUNERATION	8,656	8,567	8,656		133		8,789	1.54%
5-01200 EMPLOYEE BENEFITS	309	266	309		(133)		176	(43.04%)
Expense Total	8,965	8,833	8,965				8,965	0.00%
Net Expense	8,965	8,833	8,965				8,965	0.00%

City of Sarnia

2011 Approved Current Budget

2645 POLICE - SELF-INSURANCE RESERVE

	2010 Budget	2010 Actuals	2011 Base Budget	2011 One Time Budget	2011 Non-Service Budget	2011 Service Budget	2011 Council Approved Budget	Variance 2011 to 2010 Budget
REVENUE								
EXPENSES								
5-06905 SELF INSURANCE RESERVE	50,000	50,000	50,000				50,000	0.00%
Expense Total	50,000	50,000	50,000				50,000	0.00%
Net Expense	50,000	50,000	50,000				50,000	0.00%

EMERGENCY SERVICES

City of Sarnia

2011 Approved Current Budget

2780 EMERGENCY SERVICES

	2010 Budget	2010 Actuals	2011 Base Budget	2011 One Time Budget	2011 Non-Service Budget	2011 Service Budget	2011 Council Approved Budget	Variance 2011 to 2010 Budget
REVENUE								
4-00930 COSTS RECOVERED		(1,875)						
Revenue Total		(1,875)						
EXPENSES								
5-02000 STATIONERY & SUPPLIES	880	1,011	880				880	0.00%
5-02001 PRINTING & PAPER SUPPLIES	980	515	980				980	0.00%
5-02100 UTILITIES		25						
5-02102 ELECTRICITY	1,500	832	1,500				1,500	0.00%
5-02104 TELEPHONE	8,430	10,543	8,430				8,430	0.00%
5-02300 OFFICE EXPENSES	1,580	1,104	1,580				1,580	0.00%
5-02301 MEMBERSHIPS & SUBSCRIPTIONS	855	481	855				855	0.00%
5-02302 ADVERTISING	300		300				300	0.00%
5-02310 TRAVEL	500		500				500	0.00%
5-02311 TRAINING & EDUCATION	2,100	3,614	2,100				2,100	0.00%
5-02400 REPAIRS & MAINTENANCE	2,000	211	2,000				2,000	0.00%
5-02410 EQUIPMENT MAINTENANCE	4,455	3,321	4,455				4,455	0.00%
5-04005 INSURANCE	1,265	1,265	1,265		100		1,365	7.91%
5-05000 SUNDRY	200	208	200				200	0.00%
5-05500 REPLACEMENT EQUIPMENT	1,775	839	1,775				1,775	0.00%
5-05640 EQUIPMENT DEPRECIATION RESERVE	4,500	4,500	4,500				4,500	0.00%
Expense Total	31,320	28,469	31,320		100		31,420	0.32%
Net Expense	31,320	26,594	31,320		100		31,420	0.32%

ENGINEERING

**THE CORPORATION OF THE CITY OF SARNIA
2011 CURRENT BUDGET**

DEPARTMENT # 3000	DEPARTMENT: Engineering	DIVISION: Administration
--------------------------	--------------------------------	---------------------------------

FULL TIME EQUIVALENT	2010 BUDGETED FTE	2010 ACTUAL FTE	2011 BUDGETED FTE	COMMENTS
FULL TIME	3	3	3	
PART-TIME/ SEASONAL/ TEMPORARY	0.33	0.33	0.33	
TOTAL	3.33	3.33	3.33	

*(FTE) Full-time equivalent employment is defined as the total number of hours worked divided by the number of regular compensable hours in a fiscal year;

OBJECTIVES AND RESPONSIBILITIES

Provide engineering and technical services relating to design, construction, and maintenance of municipal infrastructure including roads, sewers, watermains, curbs and gutters, street lighting, and Waste Water Treatment Plant. Carry out studies and prepare reports for Council. Provide technical representation on regional and provincial projects re: LAWSS, solid Waste Management Programs.

City of Sarnia

2011 Approved Current Budget

3000 ENGINEERING - ADMINISTRATION

	2010 Budget	2010 Actuals	2011 Base Budget	2011 One Time Budget	2011 Non-Service Budget	2011 Service Budget	2011 Council Approved Budget	Variance 2011 to 2010 Budget
REVENUE								
4-00901 OTHER FEES & SERVICE CHARGES	(37,000)	(73,156)	(37,000)		(4,000)		(41,000)	10.81%
4-00930 COSTS RECOVERED	(7,000)	(450)	(7,000)		4,000		(3,000)	(57.14%)
4-00931 COSTS RECOVERED - OTHER MUNICIPALITIES	(42,000)		(42,000)				(42,000)	0.00%
4-00939 COSTS RECOVERED - INTERDEPARTMENT	(339,459)	(339,459)	(339,459)				(339,459)	0.00%
Revenue Total	(425,459)	(413,065)	(425,459)				(425,459)	0.00%
EXPENSES								
5-01000 SALARIES	233,068	257,140	233,068		(8,098)		224,970	(3.47%)
5-01030 SALARIES - CASUAL	7,044	7,027	7,044		(74)		6,970	(1.05%)
5-01200 EMPLOYEE BENEFITS	56,684	50,982	56,684		2,423		59,107	4.27%
5-01253 CAR ALLOWANCE	2,002	1,946	2,002				2,002	0.00%
5-01254 CLOTHING/BOOT ALLOWANCE	3,990	3,810	3,990		100		4,090	2.51%
5-02000 STATIONERY & SUPPLIES	2,850	2,727	2,850				2,850	0.00%
5-02001 PRINTING & PAPER SUPPLIES	4,000	3,989	4,000		(1,000)		3,000	(25.00%)
5-02104 TELEPHONE	6,500	7,280	6,500		1,000		7,500	15.38%
5-02114 IT MAINTENANCE & SUPPORT	8,000	1,310	8,000				8,000	0.00%
5-02300 OFFICE EXPENSES	3,890	3,112	3,890				3,890	0.00%
5-02301 MEMBERSHIPS & SUBSCRIPTIONS	6,330	6,646	6,330		270		6,600	4.27%
5-02302 ADVERTISING	1,700	763	1,700				1,700	0.00%
5-02303 POSTAGE	1,600	1,723	1,600				1,600	0.00%
5-02310 TRAVEL	190		190				190	0.00%
5-02311 TRAINING & EDUCATION	5,000	1,421	5,000				5,000	0.00%
5-02312 CONFERENCES & SEMINARS	5,000	1,647	5,000				5,000	0.00%
5-02360 CLOTHING & UNIFORMS	3,080	3,364	3,080				3,080	0.00%
5-02405 OFFICE EQUIPMENT MAINTENANCE	2,000	918	2,000				2,000	0.00%
5-04005 INSURANCE	58,299	61,075	58,299		7,144		65,443	12.25%
5-04006 CONSULTANT FEES	4,870	102	4,870				4,870	0.00%
5-05500 REPLACEMENT EQUIPMENT	490	511	490				490	0.00%
5-05505 NEW EQUIPMENT	5,000	2,557		5,000			5,000	0.00%
Expense Total	421,587	420,050	416,587	5,000	1,765		423,352	0.42%
Net Expense	(3,872)	6,985	(8,872)	5,000	1,765		(2,107)	(45.58%)

**THE CORPORATION OF THE CITY OF SARNIA
2011 CURRENT BUDGET**

DEPARTMENT # 3033	DEPARTMENT: Engineering	DIVISION: Design
--------------------------	--------------------------------	-------------------------

FULL TIME EQUIVALENT	2010 BUDGETED FTE	2010 ACTUAL FTE	2011 BUDGETED FTE	COMMENTS
FULL TIME	5.9	5.9	5.9	
PART-TIME/ SEASONAL/ TEMPORARY	0	0	0.33	Student funded through projects
TOTAL	5.9	5.9	6.23	

*(FTE) Full-time equivalent employment is defined as the total number of hours worked divided by the number of regular compensable hours in a fiscal year;

OBJECTIVES AND RESPONSIBILITIES

To design and tender construction projects for the City to the required City and Provincial Standards.

City of Sarnia

2011 Approved Current Budget

3033 ENGINEERING - DESIGN

	2010 Budget	2010 Actuals	2011 Base Budget	2011 One Time Budget	2011 Non-Service Budget	2011 Service Budget	2011 Council Approved Budget	Variance 2011 to 2010 Budget
REVENUE								
4-00930 COSTS RECOVERED	(361,741)	(369,183)	(361,741)		(30,832)		(392,573)	8.52%
4-00937 COSTS RECOVERED - CAPITAL		(471)						
4-00939 COSTS RECOVERED - INTERDEPARTMENT	(195,600)	(195,600)	(195,600)		(5,870)		(201,470)	3.00%
Revenue Total	(557,341)	(565,254)	(557,341)		(36,702)		(594,043)	6.59%
EXPENSES								
5-01000 SALARIES	374,650	375,037	374,650		15,353		390,003	4.10%
5-01025 SALARIES - OVERTIME		3,007						
5-01030 SALARIES - CASUAL					9,996		9,996	
5-01200 EMPLOYEE BENEFITS	99,461	99,371	99,461		10,895		110,356	10.95%
5-02000 STATIONERY & SUPPLIES	1,460	1,555	1,460				1,460	0.00%
5-02002 GRAPHIC PRINTING & SUPPLIES	1,460	1,458	1,460				1,460	0.00%
5-02220 VEHICLE EXPENSE	29,342	29,387	29,342				29,342	0.00%
5-02311 TRAINING & EDUCATION	10,000	8,600	10,000		1,000		11,000	10.00%
5-02312 CONFERENCES & SEMINARS	2,000	2,616	2,000		500		2,500	25.00%
5-04910 OTHER PURCHASED SERVICES	17,000	16,438	17,000		1,000		18,000	5.88%
5-05500 REPLACEMENT EQUIPMENT	5,000	2,821	5,000				5,000	0.00%
Expense Total	540,373	540,290	540,373		38,744		579,117	7.17%
Net Expense	(16,968)	(24,964)	(16,968)		2,042		(14,926)	(12.03%)

**THE CORPORATION OF THE CITY OF SARNIA
2011 CURRENT BUDGET**

DEPARTMENT # 3034	DEPARTMENT: Engineering	DIVISION: Traffic
--------------------------	--------------------------------	--------------------------

FULL TIME EQUIVALENT	2010 BUDGETED FTE	2010 ACTUAL FTE	2011 BUDGETED FTE	COMMENTS
FULL TIME	2.2	2.2	2.2	
PART-TIME/ SEASONAL/ TEMPORARY	0	0	0	
TOTAL	2.2	2.2	2.2	

*(FTE) Full-time equivalent employment is defined as the total number of hours worked divided by the number of regular compensable hours in a fiscal year;

<u>OBJECTIVES AND RESPONSIBILITIES</u>

City of Sarnia

2011 Approved Current Budget

3034 ENGINEERING - TRAFFIC

	2010 Budget	2010 Actuals	2011 Base Budget	2011 One Time Budget	2011 Non-Service Budget	2011 Service Budget	2011 Council Approved Budget	Variance 2011 to 2010 Budget
REVENUE								
4-00930 COSTS RECOVERED	(3,700)	(3,710)	(3,700)				(3,700)	0.00%
4-00931 COSTS RECOVERED - OTHER MUNICIPALITIES	(145,000)	(82,593)	(145,000)				(145,000)	0.00%
4-00936 COSTS RECOVERED - OTHER		(38,946)						
Revenue Total	(148,700)	(125,249)	(148,700)				(148,700)	0.00%
EXPENSES								
5-01000 SALARIES	180,757	144,607	180,757		3,543		184,300	1.96%
5-01200 EMPLOYEE BENEFITS	42,895	35,472	42,895		3,718		46,613	8.67%
5-02220 VEHICLE EXPENSE	14,671	14,677	14,671		564		15,235	3.84%
5-02311 TRAINING & EDUCATION	1,470	577	1,470				1,470	0.00%
5-02312 CONFERENCES & SEMINARS	1,670	661	1,670				1,670	0.00%
5-04030 SCHOOL CROSSING GUARDS	357,341	349,616	357,341		(18,280)		339,061	(5.12%)
5-05630 OTHER RECOVERABLE WORK		4,055						
5-25900 CAPITAL OUT OF RATES	5,000	3,122	5,000				5,000	0.00%
5-46008 TRAFFIC SIGNAL MAINTENANCE	200,000	211,528	200,000				200,000	0.00%
5-46012 TRAFFIC SIGNAL MODERNIZATION - SHAREABLE	52,070	51,844	52,070		1,562		53,632	3.00%
5-46015 TRAFFIC COUNTS	15,000	5,423	15,000				15,000	0.00%
Expense Total	870,874	821,582	870,874		(8,893)		861,981	(1.02%)
Net Expense	722,174	696,333	722,174		(8,893)		713,281	(1.23%)

**THE CORPORATION OF THE CITY OF SARNIA
2011 CURRENT BUDGET**

DEPARTMENT # 3035	DEPARTMENT: Engineering	DIVISION: Development
--------------------------	--------------------------------	------------------------------

FULL TIME EQUIVALENT	2010 BUDGETED FTE	2010 ACTUAL FTE	2011 BUDGETED FTE	COMMENTS
FULL TIME	3	3	3	
PART-TIME/ SEASONAL/ TEMPORARY	0.67	0.67	0.67	Seasonal staff to assist with permits and inspection during construction season
TOTAL	3.67	3.67	3.67	

*(FTE) Full-time equivalent employment is defined as the total number of hours worked divided by the number of regular compensable hours in a fiscal year;

OBJECTIVES AND RESPONSIBILITIES

To do site servicing reviews and administer small and large development and subdivision projects.

City of Sarnia

2011 Approved Current Budget

3035 ENGINEERING - DEVELOPMENT

	2010 Budget	2010 Actuals	2011 Base Budget	2011 One Time Budget	2011 Non-Service Budget	2011 Service Budget	2011 Council Approved Budget	Variance 2011 to 2010 Budget
REVENUE								
4-00901 OTHER FEES & SERVICE CHARGES	(35,000)	(35,984)	(35,000)				(35,000)	0.00%
4-00930 COSTS RECOVERED	(64,000)	(79,715)	(64,000)				(64,000)	0.00%
4-00936 COSTS RECOVERED - OTHER	(59,000)	(51,280)	(59,000)		20,000		(39,000)	(33.90%)
4-00937 COSTS RECOVERED - CAPITAL		(95,254)						
Revenue Total	(158,000)	(262,233)	(158,000)		20,000		(138,000)	(12.66%)
EXPENSES								
5-01000 SALARIES	278,586	261,463	278,586		(39,241)		239,345	(14.09%)
5-01025 SALARIES - OVERTIME		749						
5-01030 SALARIES - CASUAL					47,080		47,080	
5-01200 EMPLOYEE BENEFITS	61,542	63,838	61,542		5,624		67,166	9.14%
5-02220 VEHICLE EXPENSE	56,424	44,019	56,424				56,424	0.00%
5-02311 TRAINING & EDUCATION	4,450	4,508	4,450		550		5,000	12.36%
5-05505 NEW EQUIPMENT	5,000	4,667	5,000				5,000	0.00%
5-05510 LAND ACQUISITION-ROAD WIDENING		1,730						
Expense Total	406,002	380,974	406,002		14,013		420,015	3.45%
Net Expense	248,002	118,741	248,002		34,013		282,015	13.71%

**THE CORPORATION OF THE CITY OF SARNIA
2011 CURRENT BUDGET**

DEPARTMENT # 3036	DEPARTMENT: Engineering	DIVISION: Construction
--------------------------	--------------------------------	-------------------------------

FULL TIME EQUIVALENT	2010 BUDGETED FTE	2010 ACTUAL FTE	2011 BUDGETED FTE	COMMENTS
FULL TIME	6.4	6.4	6.4	
PART-TIME/ SEASONAL/ TEMPORARY	1	1	1	Students funded through Capital Projects
TOTAL	7.4	7.4	7.4	

*(FTE) Full-time equivalent employment is defined as the total number of hours worked divided by the number of regular compensable hours in a fiscal year;

OBJECTIVES AND RESPONSIBILITIES

To inspect construction projects for the City to City standards.

City of Sarnia

2011 Approved Current Budget

3036 ENGINEERING - CONSTRUCTION

	2010 Budget	2010 Actuals	2011 Base Budget	2011 One Time Budget	2011 Non-Service Budget	2011 Service Budget	2011 Council Approved Budget	Variance 2011 to 2010 Budget
REVENUE								
4-00930 COSTS RECOVERED	(598,354)	(663,568)	(598,354)		(27,458)		(625,812)	4.59%
4-00939 COSTS RECOVERED - INTERDEPARTMENT	(85,490)	(85,490)	(85,490)		(9,860)		(95,350)	11.53%
Revenue Total	(683,844)	(749,058)	(683,844)		(37,318)		(721,162)	5.46%
EXPENSES								
5-01000 SALARIES	435,000	434,900	435,000		14,131		449,131	3.25%
5-01025 SALARIES - OVERTIME		51,016						
5-01030 SALARIES - CASUAL	30,000	28,243	30,000				30,000	0.00%
5-01200 EMPLOYEE BENEFITS	111,921	115,666	111,921		14,101		126,022	12.60%
5-02220 VEHICLE EXPENSE	100,278	100,324	100,278		1,343		101,621	1.34%
5-02311 TRAINING & EDUCATION	7,000	10,443	7,000		3,000		10,000	42.86%
Expense Total	684,199	740,592	684,199		32,575		716,774	4.76%
Net Expense	355	(8,466)	355		(4,743)		(4,388)	(1,336.06%)

**THE CORPORATION OF THE CITY OF SARNIA
2011 CURRENT BUDGET**

DEPARTMENT # 3040	DEPARTMENT: Engineering	DIVISION: Drains
--------------------------	--------------------------------	-------------------------

FULL TIME EQUIVALENT	2010 BUDGETED FTE	2010 ACTUAL FTE	2011 BUDGETED FTE	COMMENTS
FULL TIME	0.5	0.5	0.5	50% of Surveyor/Drainage Superintendant position.
PART-TIME/ SEASONAL/ TEMPORARY				
TOTAL	0.5	0.5	0.5	

*(FTE) Full-time equivalent employment is defined as the total number of hours worked divided by the number of regular compensable hours in a fiscal year;

OBJECTIVES AND RESPONSIBILITIES

To ensure compliance with Municipal Drain Act.

City of Sarnia

2011 Approved Current Budget

3040 MUNICIPAL DRAINS

	2010 Budget	2010 Actuals	2011 Base Budget	2011 One Time Budget	2011 Non-Service Budget	2011 Service Budget	2011 Council Approved Budget	Variance 2011 to 2010 Budget
REVENUE								
4-00045 LOCAL IMPROVEMENTS	(135,000)		(135,000)				(135,000)	0.00%
4-00750 PROVINCIAL SUBSIDY	(25,000)	(40,067)	(25,000)		(11,000)		(36,000)	44.00%
Revenue Total	(160,000)	(40,067)	(160,000)		(11,000)		(171,000)	6.88%
EXPENSES								
5-01000 SALARIES	30,865	30,812	30,865		2,238		33,103	7.25%
5-01200 EMPLOYEE BENEFITS	8,308	8,220	8,308		977		9,285	11.76%
5-02480 MAINTENANCE	20,000	12,481	20,000				20,000	0.00%
5-05142 DRAIN ASSESSMENT	200,291	200,291	200,291				200,291	0.00%
5-05520 OTHER CAPITAL FROM CURRENT	135,000		135,000				135,000	0.00%
Expense Total	394,464	251,804	394,464		3,215		397,679	0.82%
Net Expense	234,464	211,737	234,464		(7,785)		226,679	(3.32%)

City of Sarnia

2011 Approved Current Budget

3300 STREET LIGHTING

	2010 Budget	2010 Actuals	2011 Base Budget	2011 One Time Budget	2011 Non-Service Budget	2011 Service Budget	2011 Council Approved Budget	Variance 2011 to 2010 Budget
REVENUE								
4-00936 COSTS RECOVERED - OTHER		(2,948)						
Revenue Total		(2,948)						
EXPENSES								
5-02110 STREET LIGHTING, TRAFFIC SIGNAL POWER	863,068	1,003,179	863,068		25,892		888,960	3.00%
5-02445 STREET LIGHTING MAINTENANCE	224,560	277,699	224,560		6,736		231,296	3.00%
5-05630 OTHER RECOVERABLE WORK		3,936						
Expense Total	1,087,628	1,284,814	1,087,628		32,628		1,120,256	3.00%
Net Expense	1,087,628	1,281,866	1,087,628		32,628		1,120,256	3.00%

PUBLIC WORKS

**THE CORPORATION OF THE CITY OF SARNIA
2011 CURRENT BUDGET**

DEPARTMENT # 3005	DEPARTMENT: Engineering	DIVISION: Public Works Administration
--------------------------	--------------------------------	--

FULL TIME EQUIVALENT	2010 BUDGETED FTE	2010 ACTUAL FTE	2011 BUDGETED FTE	COMMENTS
FULL TIME	9	9	9	
PART-TIME/ SEASONAL/ TEMPORARY	0.33	0.33	0.33	Student
TOTAL	9.33	9.33	9.33	

*(FTE) Full-time equivalent employment is defined as the total number of hours worked divided by the number of regular compensable hours in a fiscal year;

OBJECTIVES AND RESPONSIBILITIES

To administer and supervise the maintenance of municipal infrastructure systems including roads, sewers, sidewalks, curbs and gutters, and water distribution.

City of Sarnia

2011 Approved Current Budget

3005 PUBLIC WORKS - ADMINISTRATION

	2010 Budget	2010 Actuals	2011 Base Budget	2011 One Time Budget	2011 Non-Service Budget	2011 Service Budget	2011 Council Approved Budget	Variance 2011 to 2010 Budget
REVENUE								
4-00939 COSTS RECOVERED - INTERDEPARTMENT	(585,600)	(585,600)	(585,600)		(13,616)		(599,216)	2.33%
Revenue Total	(585,600)	(585,600)	(585,600)		(13,616)		(599,216)	2.33%
EXPENSES								
5-01000 SALARIES	605,742	568,935	605,742		1,279		607,021	0.21%
5-01025 SALARIES - OVERTIME		1,288						
5-01030 SALARIES - CASUAL	6,930	4,736	6,930		40		6,970	0.58%
5-01200 EMPLOYEE BENEFITS	149,735	141,741	149,735		18,758		168,493	12.53%
5-02000 STATIONERY & SUPPLIES	12,000	15,161	12,000		2,000		14,000	16.67%
5-02103 WATER	4,000		4,000				4,000	0.00%
5-02104 TELEPHONE	3,000	3,047	3,000				3,000	0.00%
5-02220 VEHICLE EXPENSE	58,117	58,684	58,117				58,117	0.00%
5-02300 OFFICE EXPENSES		205						
5-02301 MEMBERSHIPS & SUBSCRIPTIONS	2,780	533	2,780				2,780	0.00%
5-02311 TRAINING & EDUCATION	2,970	249	2,970				2,970	0.00%
5-02312 CONFERENCES & SEMINARS	1,970	395	1,970				1,970	0.00%
5-02405 OFFICE EQUIPMENT MAINTENANCE	970	1,486	970		300		1,270	30.93%
5-04005 INSURANCE	10,195	10,531	10,195		1,089		11,284	10.68%
5-05500 REPLACEMENT EQUIPMENT	10,000	9,284	10,000				10,000	0.00%
5-05505 NEW EQUIPMENT	5,000	732		5,000			5,000	0.00%
Expense Total	873,409	817,007	868,409	5,000	23,466		896,875	2.69%
Net Expense	287,809	231,407	282,809	5,000	9,850		297,659	3.42%

**THE CORPORATION OF THE CITY OF SARNIA
2011 CURRENT BUDGET**

3010 3011 DEPARTMENT # 3015 3600 3500 3705	DEPARTMENT: Engineering	DIVISION: Public Works
--	-------------------------	------------------------

FULL TIME EQUIVALENT	2010 BUDGETED FTE	2010 ACTUAL FTE	2011 BUDGETED FTE	COMMENTS
FULL TIME	67	67	67	
PART-TIME/ SEASONAL/ TEMPORARY	7	7	7	Students and seasonal staff
TOTAL	74	74	74	

*(FTE) Full-time equivalent employment is defined as the total number of hours worked divided by the number of regular compensable hours in a fiscal year;

OBJECTIVES AND RESPONSIBILITIES

Maintenance of municipal infrastructure system including roads, sewers, sidewalks, curbs and gutters, and water distribution.

City of Sarnia

2011 Approved Current Budget

3010 PUBLIC WORKS - STREET MAINTENANCE

	2010 Budget	2010 Actuals	2011 Base Budget	2011 One Time Budget	2011 Non-Service Budget	2011 Service Budget	2011 Council Approved Budget	Variance 2011 to 2010 Budget
REVENUE								
4-00930 COSTS RECOVERED	(10,000)	(65,616)	(10,000)				(10,000)	0.00%
4-00931 COSTS RECOVERED - OTHER MUNICIPALITIES	(280,375)	(386,746)	(280,375)				(280,375)	0.00%
4-00936 COSTS RECOVERED - OTHER		(23,863)						
4-00938 COSTS RECOVERED - CAPITAL CARRY OVER	(2,575)		(2,575)				(2,575)	0.00%
4-00939 COSTS RECOVERED - INTERDEPARTMENT	(702,708)	(702,708)	(702,708)				(702,708)	0.00%
4-06200 CONTRIBUTION FROM RESERVE FUND	(700,000)	(700,000)						(100.00%)
Revenue Total	(1,695,658)	(1,878,933)	(995,658)				(995,658)	(41.28%)
EXPENSES								
5-01200 EMPLOYEE BENEFITS	383,564	354,935	383,564		43,263		426,827	11.28%
5-01257 OVERTIME MEALS	12,057	18,904	12,057		360		12,417	2.99%
5-02472 CONCRETE REPAIRS	375,249	348,253	375,249		7,505		382,754	2.00%
5-02485 CONSTRUCTION	700,000	700,000	700,000			(150,000)	550,000	(21.43%)
5-40000 PATCHING-COLD MIX	212,196	251,850	212,196		4,244		216,440	2.00%
5-40001 PATCHING-HOT MIX	573,042	604,337	573,042		11,460		584,502	2.00%
5-40002 CRACK SEALING	20,984	8,852	20,984				20,984	0.00%
5-40006 FLUSHING	106,828	55,057	106,828		(17,886)		88,942	(16.74%)
5-40007 LAWN REPAIR	155,088	116,300	155,088		3,100		158,188	2.00%
5-40010 MACHINE SWEEPING	208,676	160,380	208,676		4,173		212,849	2.00%
5-40011 PROVINCIAL MINIMUM MAINTENANCE STANDARDS	139,567	164,836	139,567		13,254		152,821	9.50%
5-40018 ROAD SHOULDER MAINTENANCE	32,945	48,998	32,945		659		33,604	2.00%
5-40024 TRACTOR MOWING	69,910	73,285	69,910		797		70,707	1.14%
5-40028 LITTER PICK-UP	32,488	23,220	32,488				32,488	0.00%
5-40030 ROADSIDE DITCHING & DRAIN MAINT	37,065	20,825	37,065				37,065	0.00%
5-40033 BRIDGE, CULVERT, GUARDRAIL MAINT	79,462	89,521	79,462				79,462	0.00%
5-40300 SUPERVISION ROAD SURFACE ACTIVITIES	190,061	191,212	190,061		8,326		198,387	4.38%
5-46001 TRAFFIC CONTROL MARKINGS	180,558	201,192	180,558		4,289		184,847	2.38%
5-46003 SIGN INSTALLATION & MAINTENANCE	138,526	166,585	138,526		3,240		141,766	2.34%
5-46007 BARRICADE INSTALL & MAINT	30,294	12,079	30,294				30,294	0.00%
5-46009 RAILWAY CROSSING MAINTENANCE	38,930	33,856	38,930				38,930	0.00%
Expense Total	3,717,490	3,644,477	3,717,490		86,784	(150,000)	3,654,274	(1.70%)
Net Expense	2,021,832	1,765,544	2,721,832		86,784	(150,000)	2,658,616	31.50%

City of Sarnia

2011 Approved Current Budget

3011 PUBLIC WORKS - WINTER MAINTENANCE

	2010 Budget	2010 Actuals	2011 Base Budget	2011 One Time Budget	2011 Non-Service Budget	2011 Service Budget	2011 Council Approved Budget	Variance 2011 to 2010 Budget
REVENUE								
EXPENSES								
5-01200 EMPLOYEE BENEFITS	4,411	17,752	4,411		197		4,608	4.47%
5-40038 PLOWING	255,047	330,024	255,047		4,787		259,834	1.88%
5-40039 SNOW REMOVAL	45,030	75,807	45,030		1,350		46,380	3.00%
5-40042 SALTING & BRINE	612,090	675,067	612,090		7,218		619,308	1.18%
5-40043 SANDING		94						
5-40047 SIDEWALK CLEARING (MACHINE)	53,870	42,223	53,870		1,854		55,724	3.44%
Expense Total	970,448	1,140,967	970,448		15,406		985,854	1.59%
Net Expense	970,448	1,140,967	970,448		15,406		985,854	1.59%

City of Sarnia

2011 Approved Current Budget

3015 WORKS CENTRE

	2010 Budget	2010 Actuals	2011 Base Budget	2011 One Time Budget	2011 Non-Service Budget	2011 Service Budget	2011 Council Approved Budget	Variance 2011 to 2010 Budget
REVENUE								
4-00930 COSTS RECOVERED	(21,000)		(21,000)				(21,000)	0.00%
4-00931 COSTS RECOVERED - OTHER MUNICIPALITIES		(61,104)						
4-00939 COSTS RECOVERED - INTERDEPARTMENT	(786,470)	(1,006,639)	(786,470)				(786,470)	0.00%
4-00940 SALE OF MATERIALS		(4,203)						
4-06220 CONTRIBUTION FROM RESERVES	(472,396)		(472,396)		(82,319)		(554,715)	17.43%
Revenue Total	(1,279,866)	(1,071,946)	(1,279,866)		(82,319)		(1,362,185)	6.43%
EXPENSES								
5-01050 WAGES - REGULAR	527,863	633,160	527,863		33,957		561,820	6.43%
5-01200 EMPLOYEE BENEFITS	147,308	155,992	147,308		14,924		162,232	10.13%
5-01254 CLOTHING/BOOT ALLOWANCE	14,070	19,350	14,070		2,000		16,070	14.21%
5-01256 TOOL ALLOWANCE	4,382	4,898	4,382				4,382	0.00%
5-02101 FUEL	28,669	11,039	28,669				28,669	0.00%
5-02102 ELECTRICITY	42,333	53,078	42,333		1,270		43,603	3.00%
5-02104 TELEPHONE	16,730	21,347	16,730		502		17,232	3.00%
5-02220 VEHICLE EXPENSE	81,057	70,369	81,057				81,057	0.00%
5-02222 RADIO LICENSE	30,000	24,181	30,000				30,000	0.00%
5-02300 OFFICE EXPENSES	4,970	5,682	4,970				4,970	0.00%
5-02301 MEMBERSHIPS & SUBSCRIPTIONS	2,950	4,584	2,950		1,000		3,950	33.90%
5-02311 TRAINING & EDUCATION	17,595	11,191	17,595		528		18,123	3.00%
5-02360 CLOTHING & UNIFORMS	15,130	19,037	15,130		454		15,584	3.00%
5-03002 OTHER OPERATING SUPPLIES	18,010	23,059	18,010		540		18,550	3.00%
5-04005 INSURANCE	89,472	101,950	89,472		19,770		109,242	22.10%
5-25900 CAPITAL OUT OF RATES	120,000	120,000		120,000			120,000	0.00%
5-40054 AIR EMISSIONS	5,000	1,279	5,000				5,000	0.00%
5-40350 BUILDING & GROUND MAINTENANCE	113,300	118,518	113,300		3,400		116,700	3.00%
Expense Total	1,278,839	1,398,714	1,158,839	120,000	78,345		1,357,184	6.13%
Net Expense	(1,027)	326,768	(121,027)	120,000	(3,974)		(5,001)	386.95%

City of Sarnia

2011 Approved Current Budget

3090 RECOVERABLE WORK - STREETS

	2010 Budget	2010 Actuals	2011 Base Budget	2011 One Time Budget	2011 Non-Service Budget	2011 Service Budget	2011 Council Approved Budget	Variance 2011 to 2010 Budget
REVENUE								
4-00930 COSTS RECOVERED	(58,530)	(18,624)	(58,530)				(58,530)	0.00%
4-00931 COSTS RECOVERED - OTHER MUNICIPALITIES	(10,000)		(10,000)				(10,000)	0.00%
4-41275 COSTS RECOVERED - WORK DONE OTHER DEPT	(2,000)	(525)	(2,000)				(2,000)	0.00%
4-41277 COSTS RECOVERED - POLICE	(23,000)		(23,000)				(23,000)	0.00%
4-41278 COSTS RECOVERED - PARKS & RECREATION	(23,000)		(23,000)				(23,000)	0.00%
4-41279 COSTS RECOVERED - FIRE	(22,000)		(22,000)				(22,000)	0.00%
4-41280 COSTS RECOVERED - TRANSIT		(323)						
4-41282 COSTS RECOVERED - WATER POLLUTION CONTRO	(9,000)		(9,000)				(9,000)	0.00%
4-41293 COSTS RECOVERED - ACCIDENTS		(14,759)						
4-41500 COSTS RECOVERED - OTHER WORK		(183)						
Revenue Total	(147,530)	(34,414)	(147,530)				(147,530)	0.00%
EXPENSES								
5-05625 WORK DONE FOR COUNTY	9,950	3,390	9,950				9,950	0.00%
5-05630 OTHER RECOVERABLE WORK	60,000		60,000				60,000	0.00%
5-41000 WORK DONE FOR OTHER DEPARTMENTS	1,990	283	1,990				1,990	0.00%
5-41002 WORK DONE FOR POLICE	22,880	73	22,880				22,880	0.00%
5-41003 WORK DONE FOR PARKS & RECREATION	21,880	1,151	21,880				21,880	0.00%
5-41004 WORK DONE FOR FIRE	21,880	3,317	21,880				21,880	0.00%
5-41005 WORK DONE FOR SARNIA TRANSIT		180						
5-41007 WORK DONE FOR WATER POLLUTION CONTROL PL	8,950		8,950				8,950	0.00%
5-41050 WORK DONE - OTHER		7,346						
Expense Total	147,530	15,740	147,530				147,530	0.00%
Net Expense		(18,674)						

City of Sarnia

2011 Approved Current Budget

3600 STORM SEWER MAINTENANCE

	2010 Budget	2010 Actuals	2011 Base Budget	2011 One Time Budget	2011 Non-Service Budget	2011 Service Budget	2011 Council Approved Budget	Variance 2011 to 2010 Budget
REVENUE								
4-00930 COSTS RECOVERED		(2)						
4-00931 COSTS RECOVERED - OTHER MUNICIPALITIES	(43,000)	(81,562)	(43,000)				(43,000)	0.00%
Revenue Total	(43,000)	(81,564)	(43,000)				(43,000)	0.00%
EXPENSES								
5-01200 EMPLOYEE BENEFITS		69,956			75,343		75,343	
5-44001 STORM SEWER CLEANING	161,263	141,595	161,263				161,263	0.00%
5-44002 STORM SEWER MAINTENANCE	84,713	48,101	84,713				84,713	0.00%
5-44003 STORM SEWER MANHOLE MAINTENANCE	36,450	30,682	36,450				36,450	0.00%
5-44004 STORM CATCHBASIN CLEANING	93,607	89,019	93,607				93,607	0.00%
5-44007 STORM CATCHBASIN MAINTENANCE	99,816	149,472	99,816				99,816	0.00%
5-44009 STORM SEWER LATERAL MAINTENANCE	55,010	38,870	55,010				55,010	0.00%
5-44014 RESTRICTOR CLEANING & MAINTENANCE	98,510	75,949	98,510				98,510	0.00%
5-44019 ENVIRONMENTAL INVESTIGATIONS	12,309	11,355	12,309				12,309	0.00%
Expense Total	641,678	654,999	641,678		75,343		717,021	11.74%
Net Expense	598,678	573,435	598,678		75,343		674,021	12.58%

This page intentionally left blank

PARKING

**THE CORPORATION OF THE CITY OF SARNIA
2011 CURRENT BUDGET**

DEPARTMENT # 3200 3201	DEPARTMENT: Engineering	DIVISION: Parking Services
----------------------------------	--------------------------------	-----------------------------------

FULL TIME EQUIVALENT	2010 BUDGETED FTE	2010 ACTUAL FTE	2011 BUDGETED FTE	COMMENTS
FULL TIME	5	5	5	
PART-TIME/ SEASONAL/ TEMPORARY	1.67	1.67	1.67	
TOTAL	6.67	6.67	6.67	

*(FTE) Full-time equivalent employment is defined as the total number of hours worked divided by the number of regular compensable hours in a fiscal year;

OBJECTIVES AND RESPONSIBILITIES

To administer and enforce Sarnia Parking matters in accordance with Municipal By-Laws and Council direction.

City of Sarnia

2011 Approved Current Budget

3200 PARKING - ADMINISTRATION

	2010 Budget	2010 Actuals	2011 Base Budget	2011 One Time Budget	2011 Non-Service Budget	2011 Service Budget	2011 Council Approved Budget	Variance 2011 to 2010 Budget
REVENUE								
4-00930 COSTS RECOVERED		(2,628)						
Revenue Total		(2,628)						
EXPENSES								
5-01000 SALARIES	57,528	58,615	57,528		3,116		60,644	5.42%
5-01200 EMPLOYEE BENEFITS	16,008	16,099	16,008		1,682		17,690	10.51%
5-02000 STATIONERY & SUPPLIES	2,500	2,286	2,500				2,500	0.00%
5-02101 FUEL	3,850	2,051	3,850				3,850	0.00%
5-02102 ELECTRICITY	1,500	2,157	1,500				1,500	0.00%
5-02103 WATER	1,300	874	1,300				1,300	0.00%
5-02104 TELEPHONE	4,400	4,262	4,400				4,400	0.00%
5-02300 OFFICE EXPENSES		100						
5-02302 ADVERTISING	580		580				580	0.00%
5-02303 POSTAGE	2,500	3,629	2,500				2,500	0.00%
5-02311 TRAINING & EDUCATION	490	388	490				490	0.00%
5-02405 OFFICE EQUIPMENT MAINTENANCE	3,500	5,755	3,500		500		4,000	14.29%
5-02420 BUILDING MAINTENANCE	6,500	2,548	6,500				6,500	0.00%
5-04005 INSURANCE	217	536	217		357		574	164.52%
5-04043 CONTRACT CLEANING	1,700	2,521	1,700				1,700	0.00%
5-04100 SECURITY SERVICES	1,080	94	1,080				1,080	0.00%
5-05140 REALTY TAXES	3,900	3,318	3,900				3,900	0.00%
Expense Total	107,553	105,233	107,553		5,655		113,208	5.26%
Net Expense	107,553	102,605	107,553		5,655		113,208	5.26%

City of Sarnia

2011 Approved Current Budget

3201 PARKING - ENFORCEMENT

	2010 Budget	2010 Actuals	2011 Base Budget	2011 One Time Budget	2011 Non-Service Budget	2011 Service Budget	2011 Council Approved Budget	Variance 2011 to 2010 Budget
REVENUE								
4-00750 PROVINCIAL SUBSIDY	(2,200)		(2,200)				(2,200)	0.00%
4-00855 FINES	(85,000)	(82,440)	(85,000)				(85,000)	0.00%
4-00856 PARKING VIOLATIONS	(338,000)	(270,145)	(338,000)				(338,000)	0.00%
4-00900 SUNDRY REVENUE	(1,200)	(300)	(1,200)				(1,200)	0.00%
4-00930 COSTS RECOVERED		(6,759)						
Revenue Total	(426,400)	(359,644)	(426,400)				(426,400)	0.00%
EXPENSES								
5-01000 SALARIES	285,286	253,339	285,286		(2,277)		283,009	(0.80%)
5-01025 SALARIES - OVERTIME		1,029						
5-01030 SALARIES - CASUAL	18,043	26,962	18,043		(4,104)		13,939	(22.75%)
5-01200 EMPLOYEE BENEFITS	74,941	64,481	74,941		4,646		79,587	6.20%
5-02000 STATIONERY & SUPPLIES		466						
5-02001 PRINTING & PAPER SUPPLIES	4,500	5,108	4,500				4,500	0.00%
5-02104 TELEPHONE	1,900	3,083	1,900				1,900	0.00%
5-02220 VEHICLE EXPENSE	37,668	38,805	37,668				37,668	0.00%
5-02300 OFFICE EXPENSES		600						
5-02360 CLOTHING & UNIFORMS	4,220	3,250	4,220				4,220	0.00%
5-02410 EQUIPMENT MAINTENANCE	490		490				490	0.00%
5-04040 SNOW REMOVAL	11,608	14,683	11,608		348		11,956	3.00%
Expense Total	438,656	411,806	438,656		(1,387)		437,269	(0.32%)
Net Expense	12,256	52,162	12,256		(1,387)		10,869	(11.32%)

City of Sarnia

2011 Approved Current Budget

3210 PARKING - CNR LOT

	2010 Budget	2010 Actuals	2011 Base Budget	2011 One Time Budget	2011 Non-Service Budget	2011 Service Budget	2011 Council Approved Budget	Variance 2011 to 2010 Budget
REVENUE								
4-00850 FEES - PARKING	(10,100)	(8,629)	(10,100)				(10,100)	0.00%
Revenue Total	(10,100)	(8,629)	(10,100)				(10,100)	0.00%
EXPENSES								
5-02102 ELECTRICITY	600	581	600				600	0.00%
5-02455 PARKING LOT MAINTENANCE	1,000	2,037	1,000				1,000	0.00%
5-05140 REALTY TAXES	1,250	1,273	1,250				1,250	0.00%
Expense Total	2,850	3,891	2,850				2,850	0.00%
Net Expense	(7,250)	(4,738)	(7,250)				(7,250)	0.00%

City of Sarnia

2011 Approved Current Budget

3211 PARKING - MITTION STREET LOT

	2010 Budget	2010 Actuals	2011 Base Budget	2011 One Time Budget	2011 Non-Service Budget	2011 Service Budget	2011 Council Approved Budget	Variance 2011 to 2010 Budget
REVENUE								
4-00850 FEES - PARKING	(5,000)	(390)	(5,000)				(5,000)	0.00%
Revenue Total	(5,000)	(390)	(5,000)				(5,000)	0.00%
EXPENSES								
5-02102 ELECTRICITY	350	499	350				350	0.00%
5-02455 PARKING LOT MAINTENANCE	1,000	2,037	1,000				1,000	0.00%
5-05140 REALTY TAXES	2,200	1,885	2,200				2,200	0.00%
Expense Total	3,550	4,421	3,550				3,550	0.00%
Net Expense	(1,450)	4,031	(1,450)				(1,450)	0.00%

City of Sarnia

2011 Approved Current Budget

3212 PARKING - VICTORIA STREET LOT

	2010 Budget	2010 Actuals	2011 Base Budget	2011 One Time Budget	2011 Non-Service Budget	2011 Service Budget	2011 Council Approved Budget	Variance 2011 to 2010 Budget
REVENUE								
4-00850 FEES - PARKING	(5,250)	(8,232)	(5,250)				(5,250)	0.00%
Revenue Total	(5,250)	(8,232)	(5,250)				(5,250)	0.00%
EXPENSES								
5-02102 ELECTRICITY	2,200	2,498	2,200				2,200	0.00%
5-02410 EQUIPMENT MAINTENANCE	990	383	990				990	0.00%
5-02455 PARKING LOT MAINTENANCE	1,630	2,429	1,630				1,630	0.00%
5-05140 REALTY TAXES	4,300	4,431	4,300				4,300	0.00%
Expense Total	9,120	9,741	9,120				9,120	0.00%
Net Expense	3,870	1,509	3,870				3,870	0.00%

City of Sarnia

2011 Approved Current Budget

3213 PARKING - JULIA STREET LOT

	2010 Budget	2010 Actuals	2011 Base Budget	2011 One Time Budget	2011 Non-Service Budget	2011 Service Budget	2011 Council Approved Budget	Variance 2011 to 2010 Budget
REVENUE								
4-00850 FEES - PARKING	(11,500)	(10,092)	(11,500)				(11,500)	0.00%
Revenue Total	(11,500)	(10,092)	(11,500)				(11,500)	0.00%
EXPENSES								
5-02102 ELECTRICITY	1,200	551	1,200				1,200	0.00%
5-02410 EQUIPMENT MAINTENANCE	100		100				100	0.00%
5-02455 PARKING LOT MAINTENANCE	1,000	2,037	1,000				1,000	0.00%
5-05140 REALTY TAXES	2,300	1,783	2,300				2,300	0.00%
Expense Total	4,600	4,371	4,600				4,600	0.00%
Net Expense	(6,900)	(5,721)	(6,900)				(6,900)	0.00%

City of Sarnia

2011 Approved Current Budget

3214 PARKING - VENDOME LOT

	2010 Budget	2010 Actuals	2011 Base Budget	2011 One Time Budget	2011 Non-Service Budget	2011 Service Budget	2011 Council Approved Budget	Variance 2011 to 2010 Budget
REVENUE								
4-00850 FEES - PARKING	(38,000)	(36,938)	(38,000)				(38,000)	0.00%
Revenue Total	(38,000)	(36,938)	(38,000)				(38,000)	0.00%
EXPENSES								
5-02102 ELECTRICITY	380	596	380				380	0.00%
5-02410 EQUIPMENT MAINTENANCE	970	596	970				970	0.00%
5-02455 PARKING LOT MAINTENANCE	1,090	2,245	1,090				1,090	0.00%
5-05140 REALTY TAXES	1,900	3,311	1,900				1,900	0.00%
Expense Total	4,340	6,748	4,340				4,340	0.00%
Net Expense	(33,660)	(30,190)	(33,660)				(33,660)	0.00%

City of Sarnia

2011 Approved Current Budget

3215 PARKING - CHARLOTTE STREET LOT

	2010 Budget	2010 Actuals	2011 Base Budget	2011 One Time Budget	2011 Non-Service Budget	2011 Service Budget	2011 Council Approved Budget	Variance 2011 to 2010 Budget
REVENUE								
4-00850 FEES - PARKING	(7,290)	(11,170)	(7,290)				(7,290)	0.00%
Revenue Total	(7,290)	(11,170)	(7,290)				(7,290)	0.00%
EXPENSES								
5-02102 ELECTRICITY	510	756	510				510	0.00%
5-02410 EQUIPMENT MAINTENANCE	900		900				900	0.00%
5-02455 PARKING LOT MAINTENANCE	990	2,037	990				990	0.00%
5-05140 REALTY TAXES	2,000	2,292	2,000				2,000	0.00%
Expense Total	4,400	5,085	4,400				4,400	0.00%
Net Expense	(2,890)	(6,085)	(2,890)				(2,890)	0.00%

City of Sarnia

2011 Approved Current Budget

3216 PARKING - PARKWAY LOT

	2010 Budget	2010 Actuals	2011 Base Budget	2011 One Time Budget	2011 Non-Service Budget	2011 Service Budget	2011 Council Approved Budget	Variance 2011 to 2010 Budget
REVENUE								
4-00850 FEES - PARKING	(19,900)	(23,154)	(19,900)				(19,900)	0.00%
Revenue Total	(19,900)	(23,154)	(19,900)				(19,900)	0.00%
EXPENSES								
5-02102 ELECTRICITY	510	760	510				510	0.00%
5-02410 EQUIPMENT MAINTENANCE	1,460	383	1,460				1,460	0.00%
5-02455 PARKING LOT MAINTENANCE	990	2,078	990				990	0.00%
5-05140 REALTY TAXES	120	505	120				120	0.00%
Expense Total	3,080	3,726	3,080				3,080	0.00%
Net Expense	(16,820)	(19,428)	(16,820)				(16,820)	0.00%

City of Sarnia

2011 Approved Current Budget

3217 PARKING - LOCHIEL STREET LOT

	2010 Budget	2010 Actuals	2011 Base Budget	2011 One Time Budget	2011 Non-Service Budget	2011 Service Budget	2011 Council Approved Budget	Variance 2011 to 2010 Budget
REVENUE								
4-00850 FEES - PARKING	(5,000)	(7,106)	(5,000)				(5,000)	0.00%
Revenue Total	(5,000)	(7,106)	(5,000)				(5,000)	0.00%
EXPENSES								
5-02410 EQUIPMENT MAINTENANCE	1,000		1,000				1,000	0.00%
5-02455 PARKING LOT MAINTENANCE	1,000	2,037	1,000				1,000	0.00%
Expense Total	2,000	2,037	2,000				2,000	0.00%
Net Expense	(3,000)	(5,069)	(3,000)				(3,000)	0.00%

City of Sarnia

2011 Approved Current Budget

3218 PARKING - FRONT STREET LOT

	2010 Budget	2010 Actuals	2011 Base Budget	2011 One Time Budget	2011 Non-Service Budget	2011 Service Budget	2011 Council Approved Budget	Variance 2011 to 2010 Budget
REVENUE								
4-00850 FEES - PARKING	(26,700)	(35,935)	(26,700)				(26,700)	0.00%
Revenue Total	(26,700)	(35,935)	(26,700)				(26,700)	0.00%
EXPENSES								
5-02455 PARKING LOT MAINTENANCE	3,008	2,134	3,008				3,008	0.00%
5-05140 REALTY TAXES	2,200	4,673	2,200				2,200	0.00%
Expense Total	5,208	6,807	5,208				5,208	0.00%
Net Expense	(21,492)	(29,128)	(21,492)				(21,492)	0.00%

This page intentionally left blank

WASTE MANAGEMENT

**THE CORPORATION OF THE CITY OF SARNIA
2011 CURRENT BUDGET**

DEPARTMENT # 3800	DEPARTMENT: Engineering	DIVISION: Waste Management - Collection
--------------------------	--------------------------------	--

FULL TIME EQUIVALENT	2010 BUDGETED FTE	2010 ACTUAL FTE	2011 BUDGETED FTE	COMMENTS
FULL TIME	0.5	0.5	0.5	
PART-TIME/ SEASONAL/ TEMPORARY				
TOTAL	0.5	0.5	0.5	

*(FTE) Full-time equivalent employment is defined as the total number of hours worked divided by the number of regular compensable hours in a fiscal year;

OBJECTIVES AND RESPONSIBILITIES

To ensure compliance with Municipal and Provincial legislation.

City of Sarnia

2011 Approved Current Budget

3800 WASTE MANAGEMENT - COLLECTION

	2010 Budget	2010 Actuals	2011 Base Budget	2011 One Time Budget	2011 Non-Service Budget	2011 Service Budget	2011 Council Approved Budget	Variance 2011 to 2010 Budget
REVENUE								
4-00510 GARBAGE CONTAINER EXEMPT FEE	(1,000)	(999)	(1,000)				(1,000)	0.00%
4-00511 GARBAGE BAG TAG FEE	(15,000)	(6,195)	(15,000)				(15,000)	0.00%
4-00930 COSTS RECOVERED	(15,000)	(22,500)	(15,000)				(15,000)	0.00%
4-00931 COSTS RECOVERED - OTHER MUNICIPALITIES	(1,000)		(1,000)				(1,000)	0.00%
4-06200 CONTRIBUTION FROM RESERVE FUND	(30,000)	(18,872)	(30,000)		(33,000)		(63,000)	110.00%
Revenue Total	(62,000)	(48,566)	(62,000)		(33,000)		(95,000)	53.23%
EXPENSES								
5-01000 SALARIES	35,007	35,005	35,007		679		35,686	1.94%
5-01025 SALARIES - OVERTIME		269						
5-01200 EMPLOYEE BENEFITS	8,947	8,729	8,947		776		9,723	8.67%
5-02302 ADVERTISING	5,000		5,000				5,000	0.00%
5-04021 GARBAGE COLLECTION	785,500	778,800	785,500		15,700		801,200	2.00%
5-40055 MICHIGAN AVE. LANDFILL MONITORING	30,000	18,872	30,000		33,000		63,000	110.00%
Expense Total	864,454	841,675	864,454		50,155		914,609	5.80%
Net Expense	802,454	793,109	802,454		17,155		819,609	2.14%

**THE CORPORATION OF THE CITY OF SARNIA
2011 CURRENT BUDGET**

DEPARTMENT # 3880	DEPARTMENT: Engineering	DIVISION: Garbage Recycling
--------------------------	--------------------------------	------------------------------------

FULL TIME EQUIVALENT	2010 BUDGETED FTE	2010 ACTUAL FTE	2011 BUDGETED FTE	COMMENTS
FULL TIME	1.5	1.5	1.5	
PART-TIME/ SEASONAL/ TEMPORARY		0.33		.33 temporary staff in 2010 to assist in review of Multi-Family Buildings for recycling;
TOTAL	1.5	1.83	1.5	

*(FTE) Full-time equivalent employment is defined as the total number of hours worked divided by the number of regular compensable hours in a fiscal year;

OBJECTIVES AND RESPONSIBILITIES

To ensure compliance with Municipal and Provincial legislation.

City of Sarnia

2011 Approved Current Budget

3880 GARBAGE RECYCLING

	2010 Budget	2010 Actuals	2011 Base Budget	2011 One Time Budget	2011 Non-Service Budget	2011 Service Budget	2011 Council Approved Budget	Variance 2011 to 2010 Budget
REVENUE								
4-00750 PROVINCIAL SUBSIDY					(193,724)		(193,724)	
4-00928 COSTS RECOVERED - FREIGHT	(1,000)		(1,000)				(1,000)	0.00%
4-00931 COSTS RECOVERED - OTHER MUNICIPALITIES	(40,000)	(45,944)	(40,000)				(40,000)	0.00%
4-00932 COSTS RECOVERED - BUSINESS RECYCLING BIN		(35,589)						
4-00934 COSTS RECOVERED - RECYCLABLES	(375,000)	(630,504)	(375,000)		(125,000)		(500,000)	33.33%
4-00935 COSTS RECOVERED - PARKS	(500)		(500)				(500)	0.00%
4-00936 COSTS RECOVERED - OTHER	(119,644)	(128,876)	(119,644)		119,644			(100.00%)
4-00940 SALE OF MATERIALS	(82,000)	(136,664)	(82,000)		(18,000)		(100,000)	21.95%
Revenue Total	(618,144)	(977,577)	(618,144)		(217,080)		(835,224)	35.12%
EXPENSES								
5-01000 SALARIES	87,452	87,443	87,452		1,714		89,166	1.96%
5-01025 SALARIES - OVERTIME	5,004	5,622	5,004				5,004	0.00%
5-01030 SALARIES - CASUAL		5,980						
5-01200 EMPLOYEE BENEFITS	24,362	25,384	24,362		2,074		26,436	8.51%
5-02104 TELEPHONE		355						
5-02220 VEHICLE EXPENSE	14,671	14,671	14,671				14,671	0.00%
5-02302 ADVERTISING	10,000	10,106	10,000				10,000	0.00%
5-04021 GARBAGE COLLECTION	5,000	3,932	5,000				5,000	0.00%
5-04022 COMPOST COLLECTION	358,000	259,921	358,000		6,000		364,000	1.68%
5-04023 COMPOST PROCESSING	302,000	370,585	302,000		6,000		308,000	1.99%
5-04201 BLUEBOX COLLECTION	1,090,000	1,005,260	1,090,000		10,000		1,100,000	0.92%
5-04203 TRANSPORT RECYCLABLES		75						
5-04204 BULK ITEMS RECYCLING	15,000	11,676	15,000				15,000	0.00%
Expense Total	1,911,489	1,801,010	1,911,489		25,788		1,937,277	1.35%
Net Expense	1,293,345	823,433	1,293,345		(191,292)		1,102,053	(14.79%)

This page intentionally left blank

TRANSIT

**THE CORPORATION OF THE CITY OF SARNIA
2011 CURRENT BUDGET**

DEPARTMENT #	3100 3115 3120 3125	DEPARTMENT: Transit	DIVISION: Conventional
---------------------	--------------------------------	----------------------------	-------------------------------

FULL TIME EQUIVALENT	2010 BUDGETED FTE	2010 ACTUAL FTE	2011 BUDGETED FTE	COMMENTS
FULL TIME	47	47	47	accommodation
PART-TIME/ SEASONAL/ TEMPORARY	4.5	4.5	5.1	Increase 0.6 P/T staff due to restructuring of Maintenance, no impact on Transit Levy;
TOTAL	51.5	51.5	52.1	

*(FTE) Full-time equivalent employment is defined as the total number of hours worked divided by the number of regular compensable hours in a fiscal year;

OBJECTIVES AND RESPONSIBILITIES

To provide safe, reliable, and affordable public transportation within the Transit Service Area. The department also provides charter services for special events hosted within the City. The Transit Department provides additional services such as motor coach servicing, bus shelter, and bus advertising to increase department revenues.

City of Sarnia

2011 Approved Current Budget

3100 TRANSIT - TRANSPORTATION

	2010 Budget	2010 Actuals	2011 Base Budget	2011 One Time Budget	2011 Non-Service Budget	2011 Service Budget	2011 Council Approved Budget	Variance 2011 to 2010 Budget
REVENUE								
4-00930 COSTS RECOVERED		(7,298)						
Revenue Total		(7,298)						
EXPENSES								
5-01050 WAGES - REGULAR	1,804,735	1,729,235	1,804,735		48,204		1,852,939	2.67%
5-01055 WAGES - OVERTIME	175,004	174,975	175,004		(4)		175,000	0.00%
5-01085 EDUCATION LEAVE	3,704	3,835	3,704		92		3,796	2.48%
5-01200 EMPLOYEE BENEFITS	491,846	486,086	491,846		57,758		549,604	11.74%
5-02220 VEHICLE EXPENSE	7,500	7,500	7,500				7,500	0.00%
5-02221 VEHICLE LICENSE	8,000	7,932	8,000				8,000	0.00%
5-02222 RADIO LICENSE	1,374		1,374		(874)		500	(63.61%)
5-02223 OTHER LICENSES	18,800	18,113	18,800				18,800	0.00%
5-02323 SAFETY PROGRAM	2,000	363	2,000		500		2,500	25.00%
5-02360 CLOTHING & UNIFORMS	17,000	17,000	17,000		3,000		20,000	17.65%
5-02388 OVERTIME MEALS	500	923	500				500	0.00%
5-02800 SCHEDULING	8,000	8,000	8,000				8,000	0.00%
5-02801 TICKETS & PASSES	4,000	4,000	4,000				4,000	0.00%
5-02802 TRANSFERS						2,000	2,000	
5-03002 OTHER OPERATING SUPPLIES	6,000	3,585	6,000		500		6,500	8.33%
5-04005 INSURANCE	192,643	241,184	192,643		65,791		258,434	34.15%
5-05000 SUNDRY	30		30				30	0.00%
5-05100 FACILITY RENT	9,000	9,158	9,000				9,000	0.00%
5-05500 REPLACEMENT EQUIPMENT	350		350				350	0.00%
5-42000 CITY EQUIPMENT - REGULAR ROUTES	849,415	667,916	849,415		4,715		854,130	0.56%
5-42002 CITY EQUIPMENT - CHARTERS	4,125	4,125	4,125		1,200		5,325	29.09%
5-42004 CITY EQUIPMENT - SUPERVISION	6,608	6,608	6,608				6,608	0.00%
5-42005 CITY EQUIPMENT - TRAINING	7,500	7,500	7,500				7,500	0.00%
Expense Total	3,618,134	3,398,038	3,618,134		180,882	2,000	3,801,016	5.05%
Net Expense	3,618,134	3,390,740	3,618,134		180,882	2,000	3,801,016	5.05%

City of Sarnia

2011 Approved Current Budget

3115 TRANSIT - VEHICLE & EQUIPMENT MAINTENANCE

	2010 Budget	2010 Actuals	2011 Base Budget	2011 One Time Budget	2011 Non-Service Budget	2011 Service Budget	2011 Council Approved Budget	Variance 2011 to 2010 Budget
REVENUE								
EXPENSES								
5-01050 WAGES - REGULAR	253,228	253,193	253,228		(18,028)		235,200	(7.12%)
5-01055 WAGES - OVERTIME	12,012	27,159	12,012		(2,012)		10,000	(16.75%)
5-01060 WAGES - CASUAL		138			16,334		16,334	
5-01200 EMPLOYEE BENEFITS	115,952	117,886	115,952		15,565		131,517	13.42%
5-01256 TOOL ALLOWANCE	3,600	3,660	3,600		300		3,900	8.33%
5-02114 IT MAINTENANCE & SUPPORT	7,000		7,000				7,000	0.00%
5-02311 TRAINING & EDUCATION					3,000		3,000	
5-02323 SAFETY PROGRAM	1,000	830	1,000				1,000	0.00%
5-02360 CLOTHING & UNIFORMS	7,000	7,000	7,000		1,000		8,000	14.29%
5-02384 RADIO & RADAR	10,946	8,946	10,946				10,946	0.00%
5-02388 OVERTIME MEALS	50	203	50				50	0.00%
5-02401 SMALL TOOLS	300		300				300	0.00%
5-03002 OTHER OPERATING SUPPLIES		59						
5-05500 REPLACEMENT EQUIPMENT	600		600		2,000		2,600	333.33%
5-42100 VEHICLE MAINTENANCE - BUS REPAIRS	145,000	172,937	145,000		15,000		160,000	10.34%
5-42101 VEHICLE MAINTENANCE - SERVICE VEHICLE RE	2,900	4,401	2,900		600		3,500	20.69%
Expense Total	559,588	596,412	559,588		33,759		593,347	6.03%
Net Expense	559,588	596,412	559,588		33,759		593,347	6.03%

City of Sarnia

2011 Approved Current Budget

3120 TRANSIT - PREMISES & PLANT

	2010 Budget	2010 Actuals	2011 Base Budget	2011 One Time Budget	2011 Non-Service Budget	2011 Service Budget	2011 Council Approved Budget	Variance 2011 to 2010 Budget
REVENUE								
EXPENSES								
5-02101 FUEL	49,000	31,943	49,000		(9,000)		40,000	(18.37%)
5-02102 ELECTRICITY	20,000	13,198	20,000		(10,000)		10,000	(50.00%)
5-02103 WATER	16,000	14,117	16,000				16,000	0.00%
5-02215 ENVIRONMENTAL DISPOSAL	4,000	4,795	4,000				4,000	0.00%
5-02430 AIR CONDITIONING/HEATING MAINTENANCE	4,983	8,048	4,983		1,017		6,000	20.41%
5-03002 OTHER OPERATING SUPPLIES	3,850	3,085	3,850				3,850	0.00%
5-04005 INSURANCE	16,009	12,967	16,009		(2,115)		13,894	(13.21%)
5-04043 CONTRACT CLEANING	9,216	9,118	9,216		180		9,396	1.95%
5-05000 SUNDRY	400	62	400		342		742	85.50%
5-06900 CONTRIBUTION TO RESERVE	15,000	15,000	15,000				15,000	0.00%
5-42200 BUILDING MAINTENANCE - GENERAL BUILDING	20,400	34,674	20,400		2,600		23,000	12.75%
5-42202 BUILDING MAINTENANCE - BUS STOP MAINTENA	16,000	24,151	16,000		9,000		25,000	56.25%
5-42203 BUILDING MAINTENANCE - BUS SHELTER MAINT		4						
Expense Total	174,858	171,162	174,858		(7,976)		166,882	(4.56%)
Net Expense	174,858	171,162	174,858		(7,976)		166,882	(4.56%)

City of Sarnia

2011 Approved Current Budget

3125 TRANSIT - GENERAL & ADMINISTRATION

	2010 Budget	2010 Actuals	2011 Base Budget	2011 One Time Budget	2011 Non-Service Budget	2011 Service Budget	2011 Council Approved Budget	Variance 2011 to 2010 Budget
REVENUE								
4-00930 COSTS RECOVERED		(6,927)						
Revenue Total		(6,927)						
EXPENSES								
5-01000 SALARIES	441,044	441,178	441,044		(1,381)		439,663	(0.31%)
5-01025 SALARIES - OVERTIME	1,000	1,581	1,000				1,000	0.00%
5-01030 SALARIES - CASUAL		6,370						
5-01130 SEVERANCE PAY					24,258		24,258	
5-01200 EMPLOYEE BENEFITS	110,159	109,778	110,159		12,020		122,179	10.91%
5-02000 STATIONERY & SUPPLIES	1,500	2,178	1,500		500		2,000	33.33%
5-02001 PRINTING & PAPER SUPPLIES	1,800	2,007	1,800		200		2,000	11.11%
5-02104 TELEPHONE	6,200	7,938	6,200		600		6,800	9.68%
5-02301 MEMBERSHIPS & SUBSCRIPTIONS	4,900	4,608	4,900				4,900	0.00%
5-02302 ADVERTISING	14,000	10,244	14,000				14,000	0.00%
5-02303 POSTAGE	500	483	500				500	0.00%
5-02304 MARKETING	10,000	13,112	10,000				10,000	0.00%
5-02310 TRAVEL	300	87	300				300	0.00%
5-02311 TRAINING & EDUCATION	1,000	1,652	1,000		2,000		3,000	200.00%
5-02312 CONFERENCES & SEMINARS	1,060	835	1,060		440		1,500	41.51%
5-02405 OFFICE EQUIPMENT MAINTENANCE		1,220						
5-02410 EQUIPMENT MAINTENANCE	400		400				400	0.00%
5-04910 OTHER PURCHASED SERVICES	8,500	7,029	8,500				8,500	0.00%
5-05000 SUNDRY		125						
5-05136 AGENTS' COMMISSION - TICKETS & PASSES	7,000	5,356	7,000		500		7,500	7.14%
5-05137 AGENTS' COMMISSION - BUS ADVERTISING	6,000	6,539	6,000		1,000		7,000	16.67%
5-05500 REPLACEMENT EQUIPMENT	250		250				250	0.00%
5-06101 CONTRIBUTION TO CAPITAL RESRV FUND (GST)	47,805	47,805	47,805				47,805	0.00%
Expense Total	663,418	670,125	663,418		40,137		703,555	6.05%
Net Expense	663,418	663,198	663,418		40,137		703,555	6.05%

City of Sarnia

2011 Approved Current Budget

3130 TRANSIT - CAPITAL FROM RATES

	2010 Budget	2010 Actuals	2011 Base Budget	2011 One Time Budget	2011 Non-Service Budget	2011 Service Budget	2011 Council Approved Budget	Variance 2011 to 2010 Budget
REVENUE								
EXPENSES								
5-25900 CAPITAL OUT OF RATES	151,800	101,237		124,800			124,800	(17.79%)
Expense Total	151,800	101,237		124,800			124,800	(17.79%)
Net Expense	151,800	101,237		124,800			124,800	(17.79%)

City of Sarnia

2011 Approved Current Budget

3135 TRANSIT - DEBT CHARGES

	2010 Budget	2010 Actuals	2011 Base Budget	2011 One Time Budget	2011 Non-Service Budget	2011 Service Budget	2011 Council Approved Budget	Variance 2011 to 2010 Budget
REVENUE								
EXPENSES								
5-05720 DEBT CHARGES-PRINCIPAL	170,159	170,159	170,159		(10,380)		159,779	(6.10%)
5-05721 DEBT CHARGES-INTEREST	28,624	28,624	28,624		(8,834)		19,790	(30.86%)
5-06100 CONTRIBUTION TO RESERVE					19,214		19,214	
Expense Total	198,783	198,783	198,783				198,783	0.00%
Net Expense	198,783	198,783	198,783				198,783	0.00%

City of Sarnia

2011 Approved Current Budget

3140 TRANSIT - REVENUE - OPERATIONS

	2010 Budget	2010 Actuals	2011 Base Budget	2011 One Time Budget	2011 Non-Service Budget	2011 Service Budget	2011 Council Approved Budget	Variance 2011 to 2010 Budget
REVENUE								
4-00470 CASH FARES	(677,000)	(600,258)	(677,000)		71,000		(606,000)	(10.49%)
4-00471 TICKETS REDEEMED	(113,000)	(101,032)	(113,000)		18,000		(95,000)	(15.93%)
4-00472 BUS PASSES	(531,000)	(632,519)	(531,000)		(149,000)		(680,000)	28.06%
4-00473 CHARTERS	(28,000)	(37,815)	(28,000)		(2,000)		(30,000)	7.14%
4-00474 ADVERTISING	(60,000)	(87,710)	(60,000)		(15,000)		(75,000)	25.00%
4-00475 OUT OF TOWN BUS SERVICING	(5,000)	(1,393)	(5,000)		3,000		(2,000)	(60.00%)
4-00759 PROVINCIAL SUBSIDY - GAS TAX	(635,155)	(264,396)	(483,355)	(152,800)			(636,155)	0.16%
4-00900 SUNDRY REVENUE		(1,125)						
4-00931 COSTS RECOVERED - OTHER MUNICIPALITIES	(203,552)	(244,422)	(203,552)		(14,953)		(218,505)	7.35%
Revenue Total	(2,252,707)	(1,970,670)	(2,100,907)	(152,800)	(88,953)		(2,342,660)	3.99%
EXPENSES								
Net Expense	(2,252,707)	(1,970,670)	(2,100,907)	(152,800)	(88,953)		(2,342,660)	3.99%

This page intentionally left blank

CARE-A-VAN

**THE CORPORATION OF THE CITY OF SARNIA
2011 CURRENT BUDGET**

DEPARTMENT #	3150 3155 3165 3175	DEPARTMENT: Transit	DIVISION: Care-a-Van
---------------------	------------------------	----------------------------	-----------------------------

FULL TIME EQUIVALENT	2010 BUDGETED FTE	2010 ACTUAL FTE	2011 BUDGETED FTE	COMMENTS
FULL TIME	7	7	7	
PART-TIME/ SEASONAL/ TEMPORARY	0	0	0	
TOTAL	7	7	7	

*(FTE) Full-time equivalent employment is defined as the total number of hours worked divided by the number of regular compensable hours in a fiscal year;

OBJECTIVES AND RESPONSIBILITIES

To provide safe, reliable, and affordable specialized transportation for the elderly, frail, and people with disabilities within the City. This service operates parallel to the conventional transit service.

City of Sarnia

2011 Approved Current Budget

3150 CARE-A-VAN - TRANSPORTATION

	2010 Budget	2010 Actuals	2011 Base Budget	2011 One Time Budget	2011 Non-Service Budget	2011 Service Budget	2011 Council Approved Budget	Variance 2011 to 2010 Budget
REVENUE								
EXPENSES								
5-01050 WAGES - REGULAR	304,278	320,808	304,278		8,678		312,956	2.85%
5-01055 WAGES - OVERTIME	15,016	17,418	15,016		984		16,000	6.55%
5-01085 EDUCATION LEAVE	520	414	520				520	0.00%
5-01200 EMPLOYEE BENEFITS	90,764	89,565	90,764		7,649		98,413	8.43%
5-02221 VEHICLE LICENSE	996	1,010	996		14		1,010	1.41%
5-02222 RADIO LICENSE	521		521		(521)			(100.00%)
5-02300 OFFICE EXPENSES		650						
5-02323 SAFETY PROGRAM	190		190				190	0.00%
5-02360 CLOTHING & UNIFORMS	3,000	3,000	3,000				3,000	0.00%
5-02388 OVERTIME MEALS	24	30	24				24	0.00%
5-02466 CONTRACT EXPENSE	13,000	13,319	13,000				13,000	0.00%
5-03002 OTHER OPERATING SUPPLIES	700	438	700				700	0.00%
5-04005 INSURANCE	54,691	72,665	54,691		23,171		77,862	42.37%
5-42250 CITY EQUIPMENT - REGULAR ROUTES	160,236	94,196	160,236		(456)		159,780	(0.28%)
5-42251 CITY EQUIPMENT - CHARTERS	300		300				300	0.00%
5-42252 CITY EQUIPMENT - TRAINING	300	300	300				300	0.00%
Expense Total	644,536	613,813	644,536		39,519		684,055	6.13%
Net Expense	644,536	613,813	644,536		39,519		684,055	6.13%

City of Sarnia

2011 Approved Current Budget

3155 CARE-A-VAN - DISPATCHING

	2010 Budget	2010 Actuals	2011 Base Budget	2011 One Time Budget	2011 Non-Service Budget	2011 Service Budget	2011 Council Approved Budget	Variance 2011 to 2010 Budget
REVENUE								
EXPENSES								
5-01000 SALARIES	55,950	55,956	55,950		1,094		57,044	1.96%
5-01200 EMPLOYEE BENEFITS	15,766	15,696	15,766		1,330		17,096	8.44%
5-03002 OTHER OPERATING SUPPLIES	50		50				50	0.00%
Expense Total	71,766	71,652	71,766		2,424		74,190	3.38%
Net Expense	71,766	71,652	71,766		2,424		74,190	3.38%

City of Sarnia

2011 Approved Current Budget

3165 CARE-A-VAN - VEHICLE & EQUIPMENT MAINTENANCE

	2010 Budget	2010 Actuals	2011 Base Budget	2011 One Time Budget	2011 Non-Service Budget	2011 Service Budget	2011 Council Approved Budget	Variance 2011 to 2010 Budget
REVENUE								
EXPENSES								
5-01050 WAGES - REGULAR	18,136	18,049	18,136		542		18,678	2.99%
5-01200 EMPLOYEE BENEFITS	5,700	5,055	5,700		514		6,214	9.02%
5-02384 RADIO & RADAR	2,616	2,237	2,616				2,616	0.00%
5-03002 OTHER OPERATING SUPPLIES		14						
5-42300 VEHICLE MAINTENANCE - CARE-A-VAN REPAIRS	25,000	32,792	25,000		2,000		27,000	8.00%
Expense Total	51,452	58,147	51,452		3,056		54,508	5.94%
Net Expense	51,452	58,147	51,452		3,056		54,508	5.94%

City of Sarnia

2011 Approved Current Budget

3170 CARE-A-VAN - PREMISES & PLANT

	2010 Budget	2010 Actuals	2011 Base Budget	2011 One Time Budget	2011 Non-Service Budget	2011 Service Budget	2011 Council Approved Budget	Variance 2011 to 2010 Budget
REVENUE								
EXPENSES								
5-02101 FUEL	8,700	6,412	8,700		(700)		8,000	(8.05%)
5-02102 ELECTRICITY	4,500	1,636	4,500		(2,000)		2,500	(44.44%)
5-02103 WATER	2,602	3,529	2,602				2,602	0.00%
5-02420 BUILDING MAINTENANCE	5,400	12,321	5,400		1,000		6,400	18.52%
5-03002 OTHER OPERATING SUPPLIES	400	540	400				400	0.00%
5-04005 INSURANCE	2,416	1,875	2,416		(407)		2,009	(16.85%)
5-04043 CONTRACT CLEANING	2,304	2,621	2,304				2,304	0.00%
5-05000 SUNDRY	84		84				84	0.00%
5-06900 CONTRIBUTION TO RESERVE	5,000	5,000	5,000				5,000	0.00%
Expense Total	31,406	33,934	31,406		(2,107)		29,299	(6.71%)
Net Expense	31,406	33,934	31,406		(2,107)		29,299	(6.71%)

City of Sarnia

2011 Approved Current Budget

3175 CARE-A-VAN - ADMINISTRATION

	2010 Budget	2010 Actuals	2011 Base Budget	2011 One Time Budget	2011 Non-Service Budget	2011 Service Budget	2011 Council Approved Budget	Variance 2011 to 2010 Budget
REVENUE								
EXPENSES								
5-01000 SALARIES	78,019	78,026	78,019		(958)		77,061	(1.23%)
5-01025 SALARIES - OVERTIME		225						
5-01130 SEVERANCE PAY					6,064		6,064	
5-01200 EMPLOYEE BENEFITS	18,824	18,812	18,824		2,464		21,288	13.09%
5-02000 STATIONERY & SUPPLIES	400	830	400				400	0.00%
5-02001 PRINTING & PAPER SUPPLIES	400	489	400				400	0.00%
5-02104 TELEPHONE	2,000	2,221	2,000				2,000	0.00%
5-02301 MEMBERSHIPS & SUBSCRIPTIONS	1,175	1,089	1,175				1,175	0.00%
5-02302 ADVERTISING	500		500				500	0.00%
5-02303 POSTAGE	100		100				100	0.00%
5-02405 OFFICE EQUIPMENT MAINTENANCE	100	287	100				100	0.00%
5-05000 SUNDRY	1,000	1,438	1,000				1,000	0.00%
5-05500 REPLACEMENT EQUIPMENT				100			100	
Expense Total	102,518	103,417	102,518	100	7,570		110,188	7.48%
Net Expense	102,518	103,417	102,518	100	7,570		110,188	7.48%

City of Sarnia

2011 Approved Current Budget

3180 CARE-A-VAN - CAPITAL FROM RATES

	2010 Budget	2010 Actuals	2011 Base Budget	2011 One Time Budget	2011 Non-Service Budget	2011 Service Budget	2011 Council Approved Budget	Variance 2011 to 2010 Budget
REVENUE								
EXPENSES								
5-25900 CAPITAL OUT OF RATES	5,700			31,200			31,200	447.37%
Expense Total	5,700			31,200			31,200	447.37%
Net Expense	5,700			31,200			31,200	447.37%

City of Sarnia

2011 Approved Current Budget

3185 CARE-A-VAN - DEBT CHARGES

	2010 Budget	2010 Actuals	2011 Base Budget	2011 One Time Budget	2011 Non-Service Budget	2011 Service Budget	2011 Council Approved Budget	Variance 2011 to 2010 Budget
REVENUE								
EXPENSES								
5-05720 DEBT CHARGES-PRINCIPAL	15,660	15,660	15,660		(6,561)		9,099	(41.90%)
5-05721 DEBT CHARGES-INTEREST	2,046	2,046	2,046		(911)		1,135	(44.53%)
5-06100 CONTRIBUTION TO RESERVE					7,472		7,472	
Expense Total	17,706	17,706	17,706				17,706	0.00%
Net Expense	17,706	17,706	17,706				17,706	0.00%

City of Sarnia

2011 Approved Current Budget

3195 CARE-A-VAN - OPERATIONS

	2010 Budget	2010 Actuals	2011 Base Budget	2011 One Time Budget	2011 Non-Service Budget	2011 Service Budget	2011 Council Approved Budget	Variance 2011 to 2010 Budget
REVENUE								
4-00470 CASH FARES	(15,100)	(11,174)	(15,100)				(15,100)	0.00%
4-00471 TICKETS REDEEMED	(22,700)	(20,438)	(22,700)				(22,700)	0.00%
4-00472 BUS PASSES	(25,000)	(29,301)	(25,000)				(25,000)	0.00%
4-00473 CHARTERS	(1,000)		(1,000)				(1,000)	0.00%
4-00640 REGISTRATION FEES	(400)	(510)	(400)				(400)	0.00%
4-00759 PROVINCIAL SUBSIDY - GAS TAX	(114,100)	(88,747)	(108,400)	(38,200)			(146,600)	28.48%
4-00931 COSTS RECOVERED - OTHER MUNICIPALITIES	(15,000)	(16,715)	(15,000)		(5,000)		(20,000)	33.33%
Revenue Total	(193,300)	(166,885)	(187,600)	(38,200)	(5,000)		(230,800)	19.40%
EXPENSES								
Net Expense	(193,300)	(166,885)	(187,600)	(38,200)	(5,000)		(230,800)	19.40%

COMMUNITY SERVICES

**THE CORPORATION OF THE CITY OF SARNIA
2011 CURRENT BUDGET**

DEPARTMENT # 4500	DEPARTMENT: Community Services	DIVISION: Administration
--------------------------	---------------------------------------	---------------------------------

FULL TIME EQUIVALENT	2010 BUDGETED FTE	2010 ACTUAL FTE	2011 BUDGETED FTE	COMMENTS
FULL TIME	5.1	5.1	5.1	
PART-TIME/ SEASONAL/ TEMPORARY	0	0	0	
TOTAL	5.1	5.1	5.1	

*(FTE) Full-time equivalent employment is defined as the total number of hours worked divided by the number of regular compensable hours in a fiscal year;

OBJECTIVES AND RESPONSIBILITIES

Community Services has centralized all administrative functions to City Hall. Inquiries, requests, complaints are focused through City Hall. Registrations for all programs are handled by this area as well as scheduling of all sportsfields, arenas, facilities, etc. Centralization has provided "one-stop shopping" for the public. There are four clerical staff plus the Director included in the section. All concerns or complaints are handled initially by these four individuals including all requests for tree maintenance and removal. All payments for services are centralized in this one office. Centralization has resulted in considerable staff reduction in this area over the last fifteen years to the current minimum staffing level required to handle the significant workload.

City of Sarnia

2011 Approved Current Budget

4500 COMMUNITY SERVICES - ADMINISTRATION

	2010 Budget	2010 Actuals	2011 Base Budget	2011 One Time Budget	2011 Non-Service Budget	2011 Service Budget	2011 Council Approved Budget	Variance 2011 to 2010 Budget
REVENUE								
EXPENSES								
5-01000 SALARIES	295,193	276,452	295,193		25,876		321,069	8.77%
5-01030 SALARIES - CASUAL		23,682						
5-01200 EMPLOYEE BENEFITS	73,915	73,016	73,915		16,921		90,836	22.89%
5-01253 CAR ALLOWANCE	2,002	1,254	2,002				2,002	0.00%
5-02000 STATIONERY & SUPPLIES	4,120	3,677	4,120				4,120	0.00%
5-02001 PRINTING & PAPER SUPPLIES	3,000	1,373	3,000				3,000	0.00%
5-02104 TELEPHONE	4,530	5,437	4,530				4,530	0.00%
5-02301 MEMBERSHIPS & SUBSCRIPTIONS	1,820	1,066	1,820				1,820	0.00%
5-02302 ADVERTISING	8,165	6,136	8,165				8,165	0.00%
5-02303 POSTAGE	3,000	2,726	3,000				3,000	0.00%
5-02311 TRAINING & EDUCATION	1,700	1,291	1,700				1,700	0.00%
5-02312 CONFERENCES & SEMINARS	1,800	78	1,800				1,800	0.00%
5-02405 OFFICE EQUIPMENT MAINTENANCE	1,750	1,751	1,750				1,750	0.00%
5-05000 SUNDRY	580	588	580				580	0.00%
5-05500 REPLACEMENT EQUIPMENT	2,470	598	2,470				2,470	0.00%
Expense Total	404,045	399,125	404,045		42,797		446,842	10.59%
Net Expense	404,045	399,125	404,045		42,797		446,842	10.59%

**THE CORPORATION OF THE CITY OF SARNIA
2011 CURRENT BUDGET**

4505 4509 4510 4511 DEPARTMENT # 4515 4525 4550 4551 4552	DEPARTMENT: Community Services	DIVISION: General Park Maintenance
--	---------------------------------------	---

FULL TIME EQUIVALENT	2010 BUDGETED FTE	2010 ACTUAL FTE	2011 BUDGETED FTE	COMMENTS
FULL TIME	25.54	25.54	25.54	
PART-TIME/ SEASONAL/ TEMPORARY	20.6	20.6	20.6	
TOTAL	46.14	46.14	46.14	

*(FTE) Full-time equivalent employment is defined as the total number of hours worked divided by the number of regular compensable hours in a fiscal year;

OBJECTIVES AND RESPONSIBILITIES

Responsible for Parks maintenance including all forestry, horticulture, sports fields, the Children's Animal Farm at Canatara Park, playground inspections, snow removal, the showmobile rental and delivery, maintenance of numerous facilities, and playground equipment, etc. The City has close to one thousand acres of property situated in approximately 110 parks and green spaces, much of which needs to be cut on a weekly basis. Several arena staff are reassigned to this section for the summer. Historically, the City has used seasonal staff and students to provide the necessary staffing during the summer months while retaining a minimal core, full-time staff for year-round responsibilities. This is a very frugal and successful mode of operation.

City of Sarnia

2011 Approved Current Budget

4505 PARKS SUPERVISION

	2010 Budget	2010 Actuals	2011 Base Budget	2011 One Time Budget	2011 Non-Service Budget	2011 Service Budget	2011 Council Approved Budget	Variance 2011 to 2010 Budget
REVENUE								
EXPENSES								
5-01000 SALARIES	238,744	238,749	238,744		4,668		243,412	1.96%
5-01025 SALARIES - OVERTIME	5,500	5,500	5,500				5,500	0.00%
5-01095 CALL DUTY	6,200	6,610	6,200		1,212		7,412	19.55%
5-01200 EMPLOYEE BENEFITS	61,792	61,748	61,792		5,444		67,236	8.81%
5-02301 MEMBERSHIPS & SUBSCRIPTIONS	1,370	853	1,370				1,370	0.00%
5-02302 ADVERTISING		144						
5-02311 TRAINING & EDUCATION	8,250	8,205	8,250				8,250	0.00%
5-02360 CLOTHING & UNIFORMS	800	958	800				800	0.00%
5-02388 OVERTIME MEALS	290	333	290				290	0.00%
5-05000 SUNDRY		2						
5-05500 REPLACEMENT EQUIPMENT	490	272	490				490	0.00%
Expense Total	323,436	323,374	323,436		11,324		334,760	3.50%
Net Expense	323,436	323,374	323,436		11,324		334,760	3.50%

City of Sarnia

2011 Approved Current Budget

4509 CENTENNIAL PARK

	2010 Budget	2010 Actuals	2011 Base Budget	2011 One Time Budget	2011 Non-Service Budget	2011 Service Budget	2011 Council Approved Budget	Variance 2011 to 2010 Budget
REVENUE								
4-00661 CONCESSION REVENUE	(43,150)	(37,534)	(43,150)		6,000		(37,150)	(13.90%)
4-00662 BOAT LAUNCH RAMP REVENUE	(25,000)	(22,477)	(25,000)				(25,000)	0.00%
4-00663 SARNIA BAY MARINA REVENUE	(90,000)	(92,000)	(90,000)				(90,000)	0.00%
4-00903 RENTAL REVENUE	(16,100)	(16,529)	(16,100)		9,000		(7,100)	(55.90%)
4-00933 COSTS RECOVERED - BOARDS, COMMISSIONS	(5,000)		(5,000)		5,000			(100.00%)
Revenue Total	(179,250)	(168,540)	(179,250)		20,000		(159,250)	(11.16%)
EXPENSES								
5-01050 WAGES - REGULAR	68,650	71,869	68,650		1,564		70,214	2.28%
5-01051 WAGES - SEASONAL	37,478	39,081	37,478		2,373		39,851	6.33%
5-01055 WAGES - OVERTIME	5,512	3,797	5,512		(12)		5,500	(0.22%)
5-01060 WAGES - CASUAL	27,248	27,785	27,248		786		28,034	2.88%
5-01115 STAT HOLIDAY PAY	2,404	3,852	2,404				2,404	0.00%
5-01200 EMPLOYEE BENEFITS	29,349	28,016	29,349		2,722		32,071	9.27%
5-02101 FUEL	3,300	2,358	3,300				3,300	0.00%
5-02102 ELECTRICITY	13,400	20,946	13,400		1,340		14,740	10.00%
5-02103 WATER	3,000	9,079	3,000		4,000		7,000	133.33%
5-02104 TELEPHONE	3,000	672	3,000				3,000	0.00%
5-02220 VEHICLE EXPENSE	12,000	12,000	12,000				12,000	0.00%
5-02360 CLOTHING & UNIFORMS	500		500				500	0.00%
5-02400 REPAIRS & MAINTENANCE	10,300	10,054	10,300				10,300	0.00%
5-04005 INSURANCE	4,500	4,404	4,500		219		4,719	4.87%
5-04022 COMPOST COLLECTION	3,500	3,298	3,500				3,500	0.00%
5-04900 CONTRACT WORK	11,000	10,124	11,000				11,000	0.00%
5-47400 PARK MAINTENANCE & SUPPLIES	15,000	19,391	15,000				15,000	0.00%
Expense Total	250,141	266,726	250,141		12,992		263,133	5.19%
Net Expense	70,891	98,186	70,891		32,992		103,883	46.54%

City of Sarnia

2011 Approved Current Budget

4510 GENERAL PARK MAINTENANCE

	2010 Budget	2010 Actuals	2011 Base Budget	2011 One Time Budget	2011 Non-Service Budget	2011 Service Budget	2011 Council Approved Budget	Variance 2011 to 2010 Budget
REVENUE								
4-00661 CONCESSION REVENUE	(14,900)	(14,549)	(14,900)				(14,900)	0.00%
4-00795 OTHER GRANTS & SUBSIDIES	(5,000)	(2,293)	(5,000)				(5,000)	0.00%
4-00903 RENTAL REVENUE	(59,950)	(60,267)	(59,950)		(1,850)		(61,800)	3.09%
4-00930 COSTS RECOVERED	(5,200)	(11,507)	(5,200)				(5,200)	0.00%
Revenue Total	(85,050)	(88,616)	(85,050)		(1,850)		(86,900)	2.18%
EXPENSES								
5-01050 WAGES - REGULAR	413,261	410,482	413,261		(10,080)		403,181	(2.44%)
5-01051 WAGES - SEASONAL	136,825	132,022	136,825		28,242		165,067	20.64%
5-01055 WAGES - OVERTIME	25,000	26,667	25,000				25,000	0.00%
5-01060 WAGES - CASUAL	72,633	76,327	72,633		2,097		74,730	2.89%
5-01115 STAT HOLIDAY PAY	3,198	4,111	3,198				3,198	0.00%
5-01200 EMPLOYEE BENEFITS	148,355	148,013	148,355		12,699		161,054	8.56%
5-02101 FUEL	45,583	38,782	45,583		(15,000)		30,583	(32.91%)
5-02102 ELECTRICITY	94,763	103,366	94,763		9,237		104,000	9.75%
5-02103 WATER	6,890	11,808	6,890		200		7,090	2.90%
5-02104 TELEPHONE	20,600	23,473	20,600				20,600	0.00%
5-02220 VEHICLE EXPENSE	11,000	11,000	11,000		350,200		361,200	3,183.64%
5-02360 CLOTHING & UNIFORMS	3,660	4,720	3,660				3,660	0.00%
5-02525 PLAY GROUND EQUIPMENT MAINTENANCE	23,690	21,652	23,690				23,690	0.00%
5-03002 OTHER OPERATING SUPPLIES	2,430	2,071	2,430				2,430	0.00%
5-04005 INSURANCE	18,025	18,543	18,025		1,844		19,869	10.23%
5-04021 GARBAGE COLLECTION	11,560	7,396	11,560				11,560	0.00%
5-04100 SECURITY SERVICES	1,570	925	1,570				1,570	0.00%
5-04900 CONTRACT WORK	82,500	87,032	82,500				82,500	0.00%
5-05640 EQUIPMENT DEPRECIATION RESERVE	5,200	5,200	5,200		(5,200)			(100.00%)
5-06100 CONTRIBUTION TO RESERVE	6,000	7,225	6,000				6,000	0.00%
5-47400 PARK MAINTENANCE & SUPPLIES	452,172	492,770	452,172		(330,000)		122,172	(72.98%)
Expense Total	1,584,915	1,633,585	1,584,915		44,239		1,629,154	2.79%
Net Expense	1,499,865	1,544,969	1,499,865		42,389		1,542,254	2.83%

City of Sarnia

2011 Approved Current Budget

4511 SPORTS FIELD MAINTENANCE

	2010 Budget	2010 Actuals	2011 Base Budget	2011 One Time Budget	2011 Non-Service Budget	2011 Service Budget	2011 Council Approved Budget	Variance 2011 to 2010 Budget
REVENUE								
4-00625 FACILITY FEES	(90,513)	(74,800)	(90,513)		10,130		(80,383)	(11.19%)
4-00627 SUBSIDIZED RENTALS	(65,050)	(70,527)	(65,050)		(8,161)		(73,211)	12.55%
Revenue Total	(155,563)	(145,327)	(155,563)		1,969		(153,594)	(1.27%)
EXPENSES								
5-01050 WAGES - REGULAR	107,127	103,817	107,127		2,411		109,538	2.25%
5-01051 WAGES - SEASONAL	56,212	63,421	56,212		3,564		59,776	6.34%
5-01055 WAGES - OVERTIME	9,998	3,395	9,998				9,998	0.00%
5-01060 WAGES - CASUAL	37,440	36,638	37,440		1,080		38,520	2.88%
5-01115 STAT HOLIDAY PAY	2,198	1,131	2,198				2,198	0.00%
5-01200 EMPLOYEE BENEFITS	44,518	42,184	44,518		4,134		48,652	9.29%
5-02220 VEHICLE EXPENSE					30,000		30,000	
5-47401 SPORTS FIELDS	82,000	85,154	82,000		(30,000)		52,000	(36.59%)
Expense Total	339,493	335,740	339,493		11,189		350,682	3.30%
Net Expense	183,930	190,413	183,930		13,158		197,088	7.15%

City of Sarnia

2011 Approved Current Budget

4515 GREENHOUSE & HORTICULTURE

	2010 Budget	2010 Actuals	2011 Base Budget	2011 One Time Budget	2011 Non-Service Budget	2011 Service Budget	2011 Council Approved Budget	Variance 2011 to 2010 Budget
REVENUE								
4-00905 DONATIONS		(135)						
Revenue Total		(135)						
EXPENSES								
5-01050 WAGES - REGULAR	102,706	102,640	102,706		21,757		124,463	21.18%
5-01051 WAGES - SEASONAL	56,212	58,266	56,212		(16,362)		39,850	(29.11%)
5-01055 WAGES - OVERTIME	5,500	4,529	5,500				5,500	0.00%
5-01060 WAGES - CASUAL	31,200	29,249	31,200		900		32,100	2.88%
5-01200 EMPLOYEE BENEFITS	41,984	41,061	41,984		6,497		48,481	15.47%
5-02101 FUEL	25,750	19,850	25,750				25,750	0.00%
5-02220 VEHICLE EXPENSE					40,000		40,000	
5-02360 CLOTHING & UNIFORMS	1,300	901	1,300				1,300	0.00%
5-04005 INSURANCE	703	647	703				703	0.00%
5-04100 SECURITY SERVICES	360	352	360				360	0.00%
5-47450 FACILITY MAINTENANCE & SUPPLIES	64,000	61,786	64,000		(40,000)		24,000	(62.50%)
Expense Total	329,715	319,281	329,715		12,792		342,507	3.88%
Net Expense	329,715	319,146	329,715		12,792		342,507	3.88%

City of Sarnia

2011 Approved Current Budget

4525 CHILDREN'S FARM

	2010 Budget	2010 Actuals	2011 Base Budget	2011 One Time Budget	2011 Non-Service Budget	2011 Service Budget	2011 Council Approved Budget	Variance 2011 to 2010 Budget
REVENUE								
4-00940 SALE OF MATERIALS	(1,300)	(743)	(1,300)				(1,300)	0.00%
Revenue Total	(1,300)	(743)	(1,300)				(1,300)	0.00%
EXPENSES								
5-01050 WAGES - REGULAR	52,456	52,602	52,456		1,168		53,624	2.23%
5-01055 WAGES - OVERTIME	3,302	2,764	3,302				3,302	0.00%
5-01060 WAGES - CASUAL	24,128	23,343	24,128		696		24,824	2.88%
5-01115 STAT HOLIDAY PAY	1,922	3,497	1,922		2		1,924	0.10%
5-01200 EMPLOYEE BENEFITS	17,323	17,486	17,323		1,265		18,588	7.30%
5-02104 TELEPHONE	780	585	780				780	0.00%
5-02371 LIVESTOCK PURCHASES	1,760	850	1,760				1,760	0.00%
5-02394 LIVESTOCK FEED	17,000	19,186	17,000				17,000	0.00%
5-03500 DEVELOPMENT EXPENSES	7,500	7,262	7,500				7,500	0.00%
5-04005 INSURANCE	2,219	2,264	2,219		207		2,426	9.33%
5-04100 SECURITY SERVICES	390	317	390				390	0.00%
5-04900 CONTRACT WORK	2,980	2,785	2,980				2,980	0.00%
5-05120 VETERINARY SERVICES	2,460	1,846	2,460				2,460	0.00%
5-47580 FARM MAINTENANCE & SUPPLIES	8,240	8,006	8,240				8,240	0.00%
Expense Total	142,460	142,793	142,460		3,338		145,798	2.34%
Net Expense	141,160	142,050	141,160		3,338		144,498	2.36%

City of Sarnia

2011 Approved Current Budget

4550 WATERFRONT - DOWNTOWN

	2010 Budget	2010 Actuals	2011 Base Budget	2011 One Time Budget	2011 Non-Service Budget	2011 Service Budget	2011 Council Approved Budget	Variance 2011 to 2010 Budget
REVENUE								
4-00939 COSTS RECOVERED - INTERDEPARTMENT	(16,200)	(16,000)	(16,200)		(3,254)		(19,454)	20.09%
Revenue Total	(16,200)	(16,000)	(16,200)		(3,254)		(19,454)	20.09%
EXPENSES								
5-01051 WAGES - SEASONAL	18,734	20,635	18,734		1,191		19,925	6.36%
5-01055 WAGES - OVERTIME		108						
5-01060 WAGES - CASUAL	16,200	18,574	16,200		3,254		19,454	20.09%
5-01200 EMPLOYEE BENEFITS	4,768	2,856	4,768		895		5,663	18.77%
5-02102 ELECTRICITY	3,000	1,459	3,000				3,000	0.00%
5-04900 CONTRACT WORK	18,045	26,613	18,045				18,045	0.00%
5-05000 SUNDRY	290	3	290				290	0.00%
5-47620 FACILITY MAINTENANCE & SUPPLIES	2,500	466	2,500				2,500	0.00%
Expense Total	63,537	70,714	63,537		5,340		68,877	8.40%
Net Expense	47,337	54,714	47,337		2,086		49,423	4.41%

City of Sarnia

2011 Approved Current Budget

4551 ARBORICULTURE

	2010 Budget	2010 Actuals	2011 Base Budget	2011 One Time Budget	2011 Non-Service Budget	2011 Service Budget	2011 Council Approved Budget	Variance 2011 to 2010 Budget
REVENUE								
4-00905 DONATIONS		(800)						
Revenue Total		(800)						
EXPENSES								
5-01050 WAGES - REGULAR	364,635	365,048	364,635		8,452		373,087	2.32%
5-01055 WAGES - OVERTIME	6,500	10,472	6,500				6,500	0.00%
5-01060 WAGES - CASUAL	6,240	6,200	6,240		180		6,420	2.88%
5-01200 EMPLOYEE BENEFITS	106,742	107,373	106,742		9,178		115,920	8.60%
5-02220 VEHICLE EXPENSE					34,000		34,000	
5-02360 CLOTHING & UNIFORMS	2,500	3,826	2,500				2,500	0.00%
5-02401 SMALL TOOLS	1,170	1,054	1,170				1,170	0.00%
5-04900 CONTRACT WORK	14,420	14,253	14,420				14,420	0.00%
5-04901 CONTRACT WORK-TREE CONTRACTOR	12,360	44,230	12,360				12,360	0.00%
5-47651 TREE MAINTENANCE	61,800	59,957	61,800		(34,000)		27,800	(55.02%)
Expense Total	576,367	612,413	576,367		17,810		594,177	3.09%
Net Expense	576,367	611,613	576,367		17,810		594,177	3.09%

City of Sarnia

2011 Approved Current Budget

4552 COMMUNITY SERVICES - WORK FOR OTHERS

	2010 Budget	2010 Actuals	2011 Base Budget	2011 One Time Budget	2011 Non-Service Budget	2011 Service Budget	2011 Council Approved Budget	Variance 2011 to 2010 Budget
REVENUE								
4-47750 COSTS RECOVERED - CITY HALL	(17,780)	(17,798)	(17,780)		(2,145)		(19,925)	12.06%
4-47763 COSTS RECOVERED - SHOWMOBILE DELIVERY	(1,545)	(1,587)	(1,545)		160		(1,385)	(10.36%)
4-47766 COSTS RECOVERED - SARNIA PARKING	(6,180)	(6,180)	(6,180)		(155)		(6,335)	2.51%
4-47767 COSTS RECOVERED - LAMBTON CTY -GRASS CUT	(13,390)		(13,390)		(335)		(13,725)	2.50%
4-47785 COSTS RECOVERED - BLUEWATER GYM BUILDING	(4,000)	(3,500)	(4,000)				(4,000)	0.00%
Revenue Total	(42,895)	(29,065)	(42,895)		(2,475)		(45,370)	5.77%
EXPENSES								
5-01051 WAGES - SEASONAL	18,734	19,471	18,734		1,191		19,925	6.36%
5-01060 WAGES - CASUAL		6,247			6,422		6,422	
5-01200 EMPLOYEE BENEFITS	3,127	3,975	3,127		1,084		4,211	34.67%
5-02220 VEHICLE EXPENSE					3,800		3,800	
5-47713 SHOWMOBILE DELIVERIES	1,200		1,200				1,200	0.00%
5-47736 BLUEWATER GYMNASTICS BUILDING	5,000	3,281	5,000				5,000	0.00%
5-47737 NATURE TRAIL	5,000	588	5,000				5,000	0.00%
5-47740 WALKWAY CLEANING	9,500	9,500	9,500		(9,500)			(100.00%)
Expense Total	42,561	43,062	42,561		2,997		45,558	7.04%
Net Expense	(334)	13,997	(334)		522		188	(156.29%)

City of Sarnia

2011 Approved Current Budget

4591 CAPITAL OUT OF RATES - PARKS

	2010 Budget	2010 Actuals	2011 Base Budget	2011 One Time Budget	2011 Non-Service Budget	2011 Service Budget	2011 Council Approved Budget	Variance 2011 to 2010 Budget
REVENUE								
EXPENSES								

**THE CORPORATION OF THE CITY OF SARNIA
2011 CURRENT BUDGET**

4600	DEPARTMENT: Community Services	DIVISION: Recreation
DEPARTMENT # 4601		
4602		

FULL TIME EQUIVALENT	2010 BUDGETED FTE	2010 ACTUAL FTE	2011 BUDGETED FTE	COMMENTS
FULL TIME	1.9	1.9	1.9	
PART-TIME/ SEASONAL/ TEMPORARY	3.8	3.8	3.8	
TOTAL	5.7	5.7	5.7	

*(FTE) Full-time equivalent employment is defined as the total number of hours worked divided by the number of regular compensable hours in a fiscal year;

OBJECTIVES AND RESPONSIBILITIES

The Recreation section provides a number of programs for the City. Sarnia has historically utilized both direct and indirect programming. In addition to the programs directly offered by the City, Recreation staff assist numerous groups and committees with their activities. This helps to ensure that these activities are coordinated by outside committees and are not the direct responsibility of City staff. If the City were to operate these programs, additional staffing and budget would be required. Examples of City programs include Christmas on the Farm, Easter in the Park, summer day camps, winter activity programs, preparation of all newsletters, flyers, programs, etc. Indirect programming includes Art Walk, Jingle Bell Walk, Santa Claus Parade, Canada Day, etc.

This section is also responsible for the co-ordination and scheduling of events on the waterfront, scheduling summer entertainment in the Dow People Place, organizing and supervising waterfront events such as Kids Funfest and Hobbyfest, and overseeing the permit and approval process for waterfront events. These include approvals by Fire, Police, Licensing, Special Occasion permits, insurance, scheduling of dates, indemnity agreements, etc.

City of Sarnia

2011 Approved Current Budget

4600 RECREATION ADMINISTRATION

	2010 Budget	2010 Actuals	2011 Base Budget	2011 One Time Budget	2011 Non-Service Budget	2011 Service Budget	2011 Council Approved Budget	Variance 2011 to 2010 Budget
REVENUE								
EXPENSES								
5-01000 SALARIES	122,870	124,864	122,870		2,400		125,270	1.95%
5-01025 SALARIES - OVERTIME	3,002	2,985	3,002				3,002	0.00%
5-01200 EMPLOYEE BENEFITS	30,829	30,936	30,829		4,524		35,353	14.67%
5-02001 PRINTING & PAPER SUPPLIES	2,900	2,060	2,900				2,900	0.00%
5-02220 VEHICLE EXPENSE	3,000	3,006	3,000				3,000	0.00%
5-02301 MEMBERSHIPS & SUBSCRIPTIONS	600	285	600				600	0.00%
5-02302 ADVERTISING	3,300	1,915	3,300				3,300	0.00%
5-02310 TRAVEL	1,000	275	1,000				1,000	0.00%
5-02311 TRAINING & EDUCATION	850	1,755	850				850	0.00%
5-02312 CONFERENCES & SEMINARS	2,000	1,546	2,000				2,000	0.00%
Expense Total	170,351	169,627	170,351		6,924		177,275	4.06%
Net Expense	170,351	169,627	170,351		6,924		177,275	4.06%

City of Sarnia

2011 Approved Current Budget

4601 RECREATION PROGRAMS

	2010 Budget	2010 Actuals	2011 Base Budget	2011 One Time Budget	2011 Non-Service Budget	2011 Service Budget	2011 Council Approved Budget	Variance 2011 to 2010 Budget
REVENUE								
4-00642 REGISTRATION FEES - RECREATION PROGRAMS	(22,000)	(14,804)	(22,000)				(22,000)	0.00%
4-00644 REGISTRATION FEES - SUMMER ACTIVITIES	(8,600)	(12,312)	(8,600)				(8,600)	0.00%
4-00645 REGISTRATION FEES - SPECIAL EVENTS	(1,000)	(684)	(1,000)				(1,000)	0.00%
4-00646 REGISTRATION FEES - FITNESS	(4,800)	(6,365)	(4,800)				(4,800)	0.00%
4-00647 REGISTRATION FEES - DAY CAMP	(27,300)	(22,149)	(27,300)				(27,300)	0.00%
4-00800 FEDERAL SUBSIDY		(1,500)						
4-00930 COSTS RECOVERED	(2,000)	(3,276)	(2,000)				(2,000)	0.00%
Revenue Total	(65,700)	(61,090)	(65,700)				(65,700)	0.00%
EXPENSES								
5-01060 WAGES - CASUAL	39,936	38,826	39,936		1,153		41,089	2.89%
5-01080 WAGES - LIFEGUARDS/CONCESSIONS	32,008	31,344	32,008		927		32,935	2.90%
5-01200 EMPLOYEE BENEFITS	6,312	6,631	6,312		1,232		7,544	19.52%
5-47251 RECREATION PROGRAMS	15,500	10,255	15,500				15,500	0.00%
5-47252 SUMMER ACTIVITY CENTRES	1,500	547	1,500				1,500	0.00%
5-47253 SPECIAL ACTIVITIES	11,000	14,637	11,000				11,000	0.00%
5-47254 COMMUNITY DEVELOPMENT	1,000	1,426	1,000				1,000	0.00%
5-47255 FITNESS PROGRAM	100		100				100	0.00%
5-47256 DAY CAMP	10,000	7,252	10,000				10,000	0.00%
5-47258 EDUCATION FOR LEISURE	190		190				190	0.00%
5-47262 LIFEGUARDS - CANATARA PARK	8,000	2,328	8,000				8,000	0.00%
5-47265 OLYMPIC TORCH RELAY		2,921						
Expense Total	125,546	116,167	125,546		3,312		128,858	2.64%
Net Expense	59,846	55,077	59,846		3,312		63,158	5.53%

City of Sarnia

2011 Approved Current Budget

4602 WATERFRONT PROGRAMS

	2010 Budget	2010 Actuals	2011 Base Budget	2011 One Time Budget	2011 Non-Service Budget	2011 Service Budget	2011 Council Approved Budget	Variance 2011 to 2010 Budget
REVENUE								
4-00645 REGISTRATION FEES - SPECIAL EVENTS	(500)	(716)	(500)		(200)		(700)	40.00%
4-00652 REGISTRATION FEES - WATERFRONT PROGRAM	(2,500)	(2,583)	(2,500)				(2,500)	0.00%
4-00653 REGISTRATION FEES - ENTERTAINMENT	(3,500)	(4,226)	(3,500)		(300)		(3,800)	8.57%
4-00905 DONATIONS	(15,500)	(20,286)	(15,500)		(1,500)		(17,000)	9.68%
4-00930 COSTS RECOVERED	(5,150)	(3,099)	(5,150)		(9,000)		(14,150)	174.76%
Revenue Total	(27,150)	(30,910)	(27,150)		(11,000)		(38,150)	40.52%
EXPENSES								
5-01060 WAGES - CASUAL	9,984	9,785	9,984		287		10,271	2.87%
5-01200 EMPLOYEE BENEFITS	952	1,012	952		82		1,034	8.61%
5-02101 FUEL					2,100		2,100	
5-02102 ELECTRICITY					7,000		7,000	
5-02103 WATER					6,500		6,500	
5-02302 ADVERTISING	6,180	6,196	6,180		320		6,500	5.18%
5-02520 FACILITY MAINTENANCE	14,420	21,170	14,420		(8,920)		5,500	(61.86%)
5-47351 WATERFRONT PROGRAMMING	300	36	300		(150)		150	(50.00%)
5-47352 SPECIAL ACTIVITIES	13,400	15,937	13,400		2,600		16,000	19.40%
5-47354 WATERFRONT ACTIVITIES	1,370	2,182	1,370				1,370	0.00%
5-47355 CONCERTS/ENTERTAINMENT	11,330	9,743	11,330				11,330	0.00%
Expense Total	57,936	66,061	57,936		9,819		67,755	16.95%
Net Expense	30,786	35,151	30,786		(1,181)		29,605	(3.84%)

City of Sarnia

2011 Approved Current Budget

4610 CANADA DAY

	2010 Budget	2010 Actuals	2011 Base Budget	2011 One Time Budget	2011 Non-Service Budget	2011 Service Budget	2011 Council Approved Budget	Variance 2011 to 2010 Budget
REVENUE								
4-00661 CONCESSION REVENUE		(2,696)						
4-00800 FEDERAL SUBSIDY		(19,500)						
4-00905 DONATIONS		(49,660)						
4-00931 COSTS RECOVERED - OTHER MUNICIPALITIES		(775)						
4-00992 FUND RAISING		(4,262)						
4-00993 BINGO PROCEEDS		(15,000)						
Revenue Total		(91,893)						
EXPENSES								
5-02525 PLAYGROUND EQUIPMENT MAINTENANCE		761						
5-05817 CANADA DAY-PUBLICITY		2,644						
5-05819 CANADA DAY-FIREWORKS		35,000						
5-05821 CANADA DAY-SOUND SYSTEM		16,180						
5-05822 CANADA DAY-FEATURE ATTRACTIONS		2,997						
5-05824 CANADA DAY-BOOTH EXPENSE		2,862						
5-05825 CANADA DAY-PARADE		4,000						
5-05826 CANADA DAY-WASHROOMS		3,491						
5-05827 CANADA DAY-BALLOONS, CANDY		502						
5-05828 CANADA DAY-SPECIAL EVENTS		500						
5-05830 CANADA DAY-MAJOR ENTERTAIN-JUNE 30		9,075						
5-05831 CANADA DAY-MINOR ENTERTAIN-JUNE 30		7,082						
5-05832 CANADA DAY-MISCELLANEOUS		7,444						
Expense Total		92,538						
Net Expense		645						

**THE CORPORATION OF THE CITY OF SARNIA
2011 CURRENT BUDGET**

4700 4705 4706 4708	DEPARTMENT #	DEPARTMENT: Community Services	DIVISION: Arenas
--	---------------------	---------------------------------------	-------------------------

FULL TIME EQUIVALENT	2010 BUDGETED FTE	2010 ACTUAL FTE	2011 BUDGETED FTE	COMMENTS
FULL TIME	13.48	13.48	13.48	
PART-TIME/ SEASONAL/ TEMPORARY	3.9	3.9	3.9	
TOTAL	17.38	17.38	17.38	

*(FTE) Full-time equivalent employment is defined as the total number of hours worked divided by the number of regular compensable hours in a fiscal year;

OBJECTIVES AND RESPONSIBILITIES

The City has four ice pads at three locations. The City arenas focus primarily on youth groups, figure skating, and recreational hockey. Arenas are a mainstay for winter activities in Sarnia and remain 85-90% rented during prime and not quite prime hours. Sarnia is unique in that one supervisor oversees all arenas year-round and is assigned sportsfields and pools during the summer. This is unlike arenas in other municipalities which still utilize an arena manager system for each arena. Multiple responsibilities for the Supervisor results in considerable savings in staff costs.

City of Sarnia

2011 Approved Current Budget

4700 ARENAS ADMINISTRATION

	2010 Budget	2010 Actuals	2011 Base Budget	2011 One Time Budget	2011 Non-Service Budget	2011 Service Budget	2011 Council Approved Budget	Variance 2011 to 2010 Budget
REVENUE								
EXPENSES								
5-01000 SALARIES	125,904	123,822	125,904		1,120		127,024	0.89%
5-01025 SALARIES - OVERTIME	2,497	2,497	2,497				2,497	0.00%
5-01095 CALL DUTY	1,496	4,450	1,496		2,158		3,654	144.25%
5-01200 EMPLOYEE BENEFITS	28,254	28,618	28,254		2,430		30,684	8.60%
5-02220 VEHICLE EXPENSE					14,000		14,000	
5-02311 TRAINING & EDUCATION	4,000	1,802	4,000				4,000	0.00%
5-02360 CLOTHING & UNIFORMS	500	333	500				500	0.00%
5-04022 COMPOST COLLECTION	7,100	5,523	7,100				7,100	0.00%
5-47000 CITY EQUIPMENT - ADMINISTRATION VEHICLES	14,000	14,006	14,000		(14,000)			(100.00%)
Expense Total	183,751	181,051	183,751		5,708		189,459	3.11%
Net Expense	183,751	181,051	183,751		5,708		189,459	3.11%

City of Sarnia

2011 Approved Current Budget

4705 SARNIA ARENA

	2010 Budget	2010 Actuals	2011 Base Budget	2011 One Time Budget	2011 Non-Service Budget	2011 Service Budget	2011 Council Approved Budget	Variance 2011 to 2010 Budget
REVENUE								
4-00626 GENERAL ICE RENTALS	(85,058)	(78,079)	(85,058)				(85,058)	0.00%
4-00627 SUBSIDIZED RENTALS	(209,437)	(192,357)	(209,437)		2,437		(207,000)	(1.16%)
4-00628 PUBLIC SKATING	(1,000)	(250)	(1,000)				(1,000)	0.00%
4-00629 SPECIAL EVENTS	(1,500)		(1,500)		(265)		(1,765)	17.67%
4-00660 HALL RENTAL	(5,000)	(3,651)	(5,000)		500		(4,500)	(10.00%)
4-00661 CONCESSION REVENUE	(60,000)	(48,859)	(60,000)				(60,000)	0.00%
Revenue Total	(361,995)	(323,196)	(361,995)		2,672		(359,323)	(0.74%)
EXPENSES								
5-01050 WAGES - REGULAR	142,728	144,229	142,728		3,250		145,978	2.28%
5-01055 WAGES - OVERTIME	12,000	6,351	12,000				12,000	0.00%
5-01060 WAGES - CASUAL	12,480	20,423	12,480		359		12,839	2.88%
5-01080 WAGES - LIFEGUARDS/CONCESSIONS	15,000	13,661	15,000				15,000	0.00%
5-01115 STAT HOLIDAY PAY	2,600	1,524	2,600				2,600	0.00%
5-01200 EMPLOYEE BENEFITS	38,864	41,108	38,864		8,816		47,680	22.68%
5-02101 FUEL	23,625	27,435	23,625		5,250		28,875	22.22%
5-02102 ELECTRICITY	61,200	76,796	61,200		5,000		66,200	8.17%
5-02103 WATER	9,300	16,842	9,300		4,500		13,800	48.39%
5-02104 TELEPHONE	3,600	2,257	3,600				3,600	0.00%
5-02220 VEHICLE EXPENSE					16,000		16,000	
5-02360 CLOTHING & UNIFORMS	2,780	2,761	2,780				2,780	0.00%
5-02410 EQUIPMENT MAINTENANCE	16,000	16,946	16,000		(16,000)			(100.00%)
5-04005 INSURANCE	9,722	10,359	9,722		1,378		11,100	14.17%
5-04042 LAUNDRY SERVICES	1,500	1,553	1,500				1,500	0.00%
5-04100 SECURITY SERVICES	500	352	500				500	0.00%
5-04900 CONTRACT WORK	13,400	13,912	13,400				13,400	0.00%
5-05000 SUNDRY	250		250				250	0.00%
5-47050 ARENA MAINTENANCE & SUPPLIES	39,140	32,283	39,140				39,140	0.00%
5-47060 CONCESSIONS	27,000	24,059	27,000				27,000	0.00%
Expense Total	431,689	452,851	431,689		28,553		460,242	6.61%
Net Expense	69,694	129,655	69,694		31,225		100,919	44.80%

City of Sarnia

2011 Approved Current Budget

4706 GERMAIN ARENA

	2010 Budget	2010 Actuals	2011 Base Budget	2011 One Time Budget	2011 Non-Service Budget	2011 Service Budget	2011 Council Approved Budget	Variance 2011 to 2010 Budget
REVENUE								
4-00626 GENERAL ICE RENTALS	(77,422)	(56,951)	(77,422)		15,600		(61,822)	(20.15%)
4-00627 SUBSIDIZED RENTALS	(206,895)	(199,815)	(206,895)		(4,300)		(211,195)	2.08%
4-00628 PUBLIC SKATING	(4,000)	(3,517)	(4,000)				(4,000)	0.00%
4-00661 CONCESSION REVENUE	(19,900)	(10,862)	(19,900)				(19,900)	0.00%
Revenue Total	(308,217)	(271,145)	(308,217)		11,300		(296,917)	(3.67%)
EXPENSES								
5-01050 WAGES - REGULAR	100,634	102,019	100,634		2,269		102,903	2.25%
5-01055 WAGES - OVERTIME	7,944	6,279	7,944				7,944	0.00%
5-01060 WAGES - CASUAL	2,080	2,463	2,080		59		2,139	2.84%
5-01080 WAGES - LIFEGUARDS/CONCESSIONS	4,968	5,163	4,968		7		4,975	0.14%
5-01115 STAT HOLIDAY PAY	2,574	1,325	2,574		1		2,575	0.04%
5-01200 EMPLOYEE BENEFITS	29,698	31,213	29,698		2,631		32,329	8.86%
5-02101 FUEL	13,552	14,297	13,552				13,552	0.00%
5-02102 ELECTRICITY	40,950	43,382	40,950		3,300		44,250	8.06%
5-02103 WATER	9,475	7,429	9,475		(800)		8,675	(8.44%)
5-02104 TELEPHONE	1,110	684	1,110				1,110	0.00%
5-02220 VEHICLE EXPENSE					15,000		15,000	
5-02360 CLOTHING & UNIFORMS	880	851	880				880	0.00%
5-02410 EQUIPMENT MAINTENANCE	15,000	15,890	15,000		(15,000)			(100.00%)
5-04005 INSURANCE	6,719	7,251	6,719		1,051		7,770	15.64%
5-04042 LAUNDRY SERVICES	1,280	1,057	1,280				1,280	0.00%
5-04100 SECURITY SERVICES	400	352	400				400	0.00%
5-04900 CONTRACT WORK	13,390	12,017	13,390				13,390	0.00%
5-05000 SUNDRY	150		150				150	0.00%
5-47100 ARENA MAINTENANCE & SUPPLIES	25,750	15,634	25,750				25,750	0.00%
5-47120 CONCESSIONS	8,000	3,532	8,000				8,000	0.00%
5-47123 PUBLIC SKATING	300		300				300	0.00%
Expense Total	284,854	270,838	284,854		8,518		293,372	2.99%
Net Expense	(23,363)	(307)	(23,363)		19,818		(3,545)	(84.83%)

City of Sarnia

2011 Approved Current Budget

4708 CLEARWATER ARENA

	2010 Budget	2010 Actuals	2011 Base Budget	2011 One Time Budget	2011 Non-Service Budget	2011 Service Budget	2011 Council Approved Budget	Variance 2011 to 2010 Budget
REVENUE								
4-00626 GENERAL ICE RENTALS	(235,818)	(212,649)	(235,818)		(7,082)		(242,900)	3.00%
4-00627 SUBSIDIZED RENTALS	(458,095)	(411,439)	(458,095)		15,195		(442,900)	(3.32%)
4-00628 PUBLIC SKATING	(8,000)	(9,494)	(8,000)				(8,000)	0.00%
4-00629 SPECIAL EVENTS	(20,000)	(10,369)	(20,000)				(20,000)	0.00%
4-00660 HALL RENTAL	(28,000)	(27,812)	(28,000)				(28,000)	0.00%
4-00661 CONCESSION REVENUE	(80,000)	(59,077)	(80,000)				(80,000)	0.00%
4-00900 SUNDRY REVENUE	(10,000)	(13,233)	(10,000)				(10,000)	0.00%
Revenue Total	(839,913)	(744,073)	(839,913)		8,113		(831,800)	(0.97%)
EXPENSES								
5-01050 WAGES - REGULAR	372,155	383,117	372,155		8,389		380,544	2.25%
5-01055 WAGES - OVERTIME	23,698	24,854	23,698		2		23,700	0.01%
5-01060 WAGES - CASUAL	16,640	12,781	16,640		479		17,119	2.88%
5-01080 WAGES - LIFEGUARDS/CONCESSIONS	17,004	18,557	17,004		1		17,005	0.01%
5-01115 STAT HOLIDAY PAY	6,696	3,737	6,696		4		6,700	0.06%
5-01200 EMPLOYEE BENEFITS	108,930	106,240	108,930		11,471		120,401	10.53%
5-02101 FUEL	36,382	37,415	36,382				36,382	0.00%
5-02102 ELECTRICITY	94,950	115,150	94,950		7,600		102,550	8.00%
5-02103 WATER	14,300	5,810	14,300		(3,500)		10,800	(24.48%)
5-02104 TELEPHONE	2,060	1,804	2,060				2,060	0.00%
5-02220 VEHICLE EXPENSE					22,500		22,500	
5-02360 CLOTHING & UNIFORMS	4,000	4,288	4,000				4,000	0.00%
5-02410 EQUIPMENT MAINTENANCE	22,500	24,519	22,500		(22,500)			(100.00%)
5-04005 INSURANCE	11,631	12,206	11,631		1,448		13,079	12.45%
5-04042 LAUNDRY SERVICES	2,140	1,776	2,140				2,140	0.00%
5-04100 SECURITY SERVICES	300	352	300				300	0.00%
5-04900 CONTRACT WORK	19,950	31,662	19,950				19,950	0.00%
5-05000 SUNDRY	555	287	555				555	0.00%
5-47150 GENERAL FACILITY MAINTENANCE	44,840	42,362	44,840				44,840	0.00%
5-47160 CONCESSIONS	39,250	26,322	39,250				39,250	0.00%
5-47163 PUBLIC SKATING	2,200	737	2,200				2,200	0.00%
Expense Total	840,181	853,976	840,181		25,894		866,075	3.08%
Net Expense	268	109,903	268		34,007		34,275	12,689.18%

**THE CORPORATION OF THE CITY OF SARNIA
2011 CURRENT BUDGET**

DEPARTMENT # 4715 4716	DEPARTMENT: Community Services	DIVISION: Pools
----------------------------------	---------------------------------------	------------------------

FULL TIME EQUIVALENT	2010 BUDGETED FTE	2010 ACTUAL FTE	2011 BUDGETED FTE	COMMENTS
FULL TIME	0.48	0.48	0.48	
PART-TIME/ SEASONAL/ TEMPORARY	5	5	5	Lifeguards at both pools
TOTAL	5.48	5.48	5.48	

*(FTE) Full-time equivalent employment is defined as the total number of hours worked divided by the number of regular compensable hours in a fiscal year;

OBJECTIVES AND RESPONSIBILITIES

The City has two outdoor pools that provide affordable recreational swimming as well as the opportunity for students to advance through swimming lessons to the extent of becoming qualified lifeguards. Two arena staff are reassigned to maintain the pools and the spray park for a portion of the summer. Both pools are managed by qualified summer students (lifeguards) who report to a Recreation Coordinator. This is a very frugal and successful method of operation and provides tremendous work experience for the lifeguards and student managers. The spray park and associated park amenities have been an overwhelming success. Daily use of the spray park remains very heavy and will continue to attract young children well into the future. While the spray park does not require a lifeguard, management assigns one of the lifeguards who is on a break from overseeing the busy pool to monitor and supervise the spray park area, cancelling the need for specific spray park staffing and providing a high caliber of safety for users.

City of Sarnia

2011 Approved Current Budget

4715 JACKSON POOL

	2010 Budget	2010 Actuals	2011 Base Budget	2011 One Time Budget	2011 Non-Service Budget	2011 Service Budget	2011 Council Approved Budget	Variance 2011 to 2010 Budget
REVENUE								
4-00630 PUBLIC SWIMMING	(7,500)	(5,392)	(7,500)				(7,500)	0.00%
4-00635 SCHOOL RENTAL & AWARDS	(2,000)	(2,443)	(2,000)				(2,000)	0.00%
4-00640 REGISTRATION FEES	(22,500)	(18,252)	(22,500)				(22,500)	0.00%
4-00930 COSTS RECOVERED		(200)						
Revenue Total	(32,000)	(26,287)	(32,000)				(32,000)	0.00%
EXPENSES								
5-01050 WAGES - REGULAR	11,616	11,818	11,616		278		11,894	2.39%
5-01055 WAGES - OVERTIME	2,574	2,798	2,574		2		2,576	0.08%
5-01080 WAGES - LIFEGUARDS/CONCESSIONS	52,000	56,483	52,000		2		52,002	0.00%
5-01115 STAT HOLIDAY PAY	1,508	177	1,508		(6)		1,502	(0.40%)
5-01200 EMPLOYEE BENEFITS	7,680	9,745	7,680		1,765		9,445	22.98%
5-02054 CHEMICALS	5,170	803	5,170				5,170	0.00%
5-02101 FUEL	5,375	3,923	5,375				5,375	0.00%
5-02102 ELECTRICITY	3,200	3,173	3,200		260		3,460	8.13%
5-02103 WATER	3,050	8,376	3,050				3,050	0.00%
5-02104 TELEPHONE	590	644	590				590	0.00%
5-04005 INSURANCE	1,861	2,359	1,861		667		2,528	35.84%
5-47500 POOL MAINTENANCE & SUPPLIES	9,035	4,577	9,035				9,035	0.00%
5-47503 POOL & BUILDING MAINTENANCE	3,430	2,499	3,430				3,430	0.00%
5-47510 POOL LIFEGUARDS & SUPPLIES	2,724	1,301	2,724				2,724	0.00%
Expense Total	109,813	108,676	109,813		2,968		112,781	2.70%
Net Expense	77,813	82,389	77,813		2,968		80,781	3.81%

City of Sarnia

2011 Approved Current Budget

4716 COX YOUTH CENTRE & POOL

	2010 Budget	2010 Actuals	2011 Base Budget	2011 One Time Budget	2011 Non-Service Budget	2011 Service Budget	2011 Council Approved Budget	Variance 2011 to 2010 Budget
REVENUE								
4-00630 PUBLIC SWIMMING	(7,000)	(18,762)	(7,000)				(7,000)	0.00%
4-00635 SCHOOL RENTAL & AWARDS	(2,700)	(3,810)	(2,700)				(2,700)	0.00%
4-00637 SPRAY PARK FEES	(14,000)		(14,000)				(14,000)	0.00%
4-00640 REGISTRATION FEES	(24,000)	(28,366)	(24,000)				(24,000)	0.00%
Revenue Total	(47,700)	(50,938)	(47,700)				(47,700)	0.00%
EXPENSES								
5-01050 WAGES - REGULAR	11,616	12,133	11,616		278		11,894	2.39%
5-01055 WAGES - OVERTIME	2,574	4,087	2,574		2		2,576	0.08%
5-01080 WAGES - LIFEGUARDS/CONCESSIONS	60,008	70,915	60,008		(3)		60,005	0.00%
5-01200 EMPLOYEE BENEFITS	9,022	9,749	9,022		1,272		10,294	14.10%
5-02054 CHEMICALS	3,500		3,500				3,500	0.00%
5-02101 FUEL	2,170		2,170		2,500		4,670	115.21%
5-02103 WATER	10,450	8,746	10,450		(2,500)		7,950	(23.92%)
5-02104 TELEPHONE	800	667	800				800	0.00%
5-04005 INSURANCE	3,245	3,979	3,245		1,019		4,264	31.40%
5-47600 POOL MAINTENANCE & SUPPLIES	7,070	6,301	7,070				7,070	0.00%
5-47603 POOL & BUILDING MAINTENANCE	4,620	7,485	4,620				4,620	0.00%
5-47610 POOL LIFEGUARDS & SUPPLIES	2,935	2,472	2,935				2,935	0.00%
Expense Total	118,010	126,534	118,010		2,568		120,578	2.18%
Net Expense	70,310	75,596	70,310		2,568		72,878	3.65%

**THE CORPORATION OF THE CITY OF SARNIA
2011 CURRENT BUDGET**

DEPARTMENT # 4950	DEPARTMENT: Community Services	DIVISION: Strangway Centre
--------------------------	---------------------------------------	-----------------------------------

FULL TIME EQUIVALENT	2010 BUDGETED FTE	2010 ACTUAL FTE	2011 BUDGETED FTE	COMMENTS
FULL TIME	2.5	2.5	2.5	
PART-TIME/ SEASONAL/ TEMPORARY	0.17	0.17	0.33	
TOTAL	2.67	2.67	2.83	

*(FTE) Full-time equivalent employment is defined as the total number of hours worked divided by the number of regular compensable hours in a fiscal year;

OBJECTIVES AND RESPONSIBILITIES

Responsible for providing numerous programs and activities for active seniors fifty years of age and older. The permanent, part-time activities coordinator position was combined with the full-time position in the Recreation Section at City Hall resulting in one full-time position and the reduction of the permanent part-time position. The Manager of the Centre is also the City's representative on the Special Needs Committee and Community Service's representative on the City's Accessibility Committee. While still honouring the needs of the long-term members, the Centre is reinventing itself to provide programs that meet the needs and interests of today's active, mature adult. The Centre has been very successful in attracting young, middle-age, and senior adults to participate in a variety of programs and special interest offerings. The Centre has also moved to a pay-as-you-participate philosophy which requires the purchase of tokens for each activity a member participates in. This is on top of the basic membership fee and provides a more fair allocation of cost between active and non-active members.

City of Sarnia

2011 Approved Current Budget

4950 STRANGWAY CENTRE - ADMINISTRATION

	2010 Budget	2010 Actuals	2011 Base Budget	2011 One Time Budget	2011 Non-Service Budget	2011 Service Budget	2011 Council Approved Budget	Variance 2011 to 2010 Budget
REVENUE								
4-00474 ADVERTISING	(500)		(500)				(500)	0.00%
4-00655 MEMBERSHIP FEES	(17,000)	(16,991)	(17,000)				(17,000)	0.00%
4-00750 PROVINCIAL SUBSIDY	(35,964)	(54,384)	(35,964)		(8,000)		(43,964)	22.24%
4-00800 FEDERAL SUBSIDY		(1,500)						
4-00903 RENTAL REVENUE	(2,750)	(3,332)	(2,750)		(250)		(3,000)	9.09%
4-00905 DONATIONS	(1,500)	(3,343)	(1,500)				(1,500)	0.00%
4-47800 COSTS RECOVERED - SPECIAL EVENTS COMMITT	(7,000)	(8,058)	(7,000)				(7,000)	0.00%
4-47801 COSTS RECOVERED - TRAVEL COMMITTEE	(7,700)	(10,285)	(7,700)				(7,700)	0.00%
4-47802 COSTS RECOVERED - MEMBERSHIP WELCOME		(108)						
4-47803 COSTS RECOVERED - FUNDRAISING	(27,500)	(37,882)	(27,500)				(27,500)	0.00%
4-47805 COSTS RECOVERED - HOBBY SHOP	(1,800)	(1,583)	(1,800)				(1,800)	0.00%
4-47806 COSTS RECOVERED - ACTIVITIES	(77,500)	(90,795)	(77,500)				(77,500)	0.00%
4-47823 DONATIONS - FUNDRAISING	(600)	(20)	(600)				(600)	0.00%
4-47825 DONATIONS - HOBBY SHOP	(200)		(200)				(200)	0.00%
4-47826 DONATIONS - ACTIVITIES	(50)	(1,328)	(50)				(50)	0.00%
Revenue Total	(180,064)	(229,609)	(180,064)		(8,250)		(188,314)	4.58%
EXPENSES								
5-01000 SALARIES	147,862	139,861	147,862		5,522		153,384	3.73%
5-01030 SALARIES - CASUAL	3,498	15,410	3,498		3,510		7,008	100.34%
5-01200 EMPLOYEE BENEFITS	39,082	39,034	39,082		6,027		45,109	15.42%
5-02000 STATIONERY & SUPPLIES	1,560	1,892	1,560				1,560	0.00%
5-02001 PRINTING & PAPER SUPPLIES	4,325	7,392	4,325				4,325	0.00%
5-02104 TELEPHONE	3,200	2,634	3,200				3,200	0.00%
5-02301 MEMBERSHIPS & SUBSCRIPTIONS	350	350	350				350	0.00%
5-02302 ADVERTISING	5,438	2,867	5,438				5,438	0.00%
5-02303 POSTAGE	550	261	550				550	0.00%
5-02311 TRAINING & EDUCATION	500	167	500				500	0.00%
5-03201 COMMITTEE EXPENSES-SPECIAL EVENTS	7,450	4,228	7,450				7,450	0.00%
5-03202 COMMITTEE EXPENSES-TRAVEL COMMITTEE	4,840	7,761	4,840				4,840	0.00%
5-03204 COMMITTEE EXPENSES-FUNDRAISING	9,785	16,123	9,785				9,785	0.00%
5-03206 COMMITTEE EXPENSES-HOBBY SHOP	580	344	580				580	0.00%
5-03207 COMMITTEE EXPENSES-ACTIVITIES	24,000	30,719	24,000				24,000	0.00%
5-04005 INSURANCE	554	641	554		133		687	24.01%
5-04043 CONTRACT CLEANING	18,540	18,995	18,540				18,540	0.00%
5-05505 NEW EQUIPMENT	1,000	6,678	1,000				1,000	0.00%
5-47270 WOMEN'S TRY IT EVENT -CAAWS SPORT CANADA		2,381						

City of Sarnia

2011 Approved Current Budget

4950 STRANGWAY CENTRE - ADMINISTRATION

	2010 Budget	2010 Actuals	2011 Base Budget	2011 One Time Budget	2011 Non-Service Budget	2011 Service Budget	2011 Council Approved Budget	Variance 2011 to 2010 Budget
Expense Total	273,114	297,738	273,114		15,192		288,306	5.56%
Net Expense	93,050	68,129	93,050		6,942		99,992	7.46%

City of Sarnia

2011 Approved Current Budget

4951 STRANGWAY CENTRE - BUILDING & PROPERTY

	2010 Budget	2010 Actuals	2011 Base Budget	2011 One Time Budget	2011 Non-Service Budget	2011 Service Budget	2011 Council Approved Budget	Variance 2011 to 2010 Budget
REVENUE								
EXPENSES								
5-02101 FUEL	9,270	7,749	9,270				9,270	0.00%
5-02102 ELECTRICITY	14,935	16,409	14,935		1,450		16,385	9.71%
5-02103 WATER	2,500	7,461	2,500		2,000		4,500	80.00%
5-02104 TELEPHONE		(102)						
5-02321 CLEANING SUPPLIES	2,500	3,237	2,500				2,500	0.00%
5-02420 BUILDING MAINTENANCE	18,000	71,724	18,000				18,000	0.00%
5-04005 INSURANCE	1,458	1,342	1,458				1,458	0.00%
5-04100 SECURITY SERVICES	290	788	290				290	0.00%
Expense Total	48,953	108,608	48,953		3,450		52,403	7.05%
Net Expense	48,953	108,608	48,953		3,450		52,403	7.05%

City of Sarnia

2011 Approved Current Budget

4952 STRANGWAY CENTRE - CAFETERIA

	2010 Budget	2010 Actuals	2011 Base Budget	2011 One Time Budget	2011 Non-Service Budget	2011 Service Budget	2011 Council Approved Budget	Variance 2011 to 2010 Budget
REVENUE								
4-00661 CONCESSION REVENUE	(7,200)	(14,760)	(7,200)		(1,800)		(9,000)	25.00%
Revenue Total	(7,200)	(14,760)	(7,200)		(1,800)		(9,000)	25.00%
EXPENSES								
5-02058 PAPER GOODS	140	215	140		100		240	71.43%
5-02060 FOOD	4,152	7,349	4,152		348		4,500	8.38%
5-02062 DISHES AND CUTLERY		568						
5-02321 CLEANING SUPPLIES	130	32	130				130	0.00%
5-02410 EQUIPMENT MAINTENANCE	160		160				160	0.00%
Expense Total	4,582	8,164	4,582		448		5,030	9.78%
Net Expense	(2,618)	(6,596)	(2,618)		(1,352)		(3,970)	51.64%

PLANNING & BUILDING

**THE CORPORATION OF THE CITY OF SARNIA
2011 CURRENT BUDGET**

DEPARTMENT # 5005	DEPARTMENT: Planning and Building	DIVISION: Planning
--------------------------	--	---------------------------

FULL TIME EQUIVALENT	2010 BUDGETED FTE	2010 ACTUAL FTE	2011 BUDGETED FTE	COMMENTS
FULL TIME	8	8	8	
PART-TIME/ SEASONAL/ TEMPORARY				
TOTAL	8	8	8	

*(FTE) Full-time equivalent employment is defined as the total number of hours worked divided by the number of regular compensable hours in a fiscal year;

OBJECTIVES AND RESPONSIBILITIES

To deliver a broad range of planning and development services. To administer the City's Official Plan and Zoning By-law, subdivision applications, site plan activity, zoning by-law enforcement, and various loan programs.

City of Sarnia

2011 Approved Current Budget

5005 PLANNING DEPARTMENT

	2010 Budget	2010 Actuals	2011 Base Budget	2011 One Time Budget	2011 Non-Service Budget	2011 Service Budget	2011 Council Approved Budget	Variance 2011 to 2010 Budget
REVENUE								
4-00700 ZONING & OFFICIAL PLAN APPLICATIONS	(136,100)	(76,476)	(136,100)		56,100		(80,000)	(41.22%)
4-00701 ZONING VERIFICATION FEES	(10,000)	(17,317)	(10,000)		(2,000)		(12,000)	20.00%
4-00704 DRAFT SUBDIVISION APPROVAL FEE	(3,750)	(3,740)	(3,750)				(3,750)	0.00%
4-00720 SALE OF PRINTS, MAPS, ETC	(500)	(478)	(500)				(500)	0.00%
4-00740 R.R.A.P. FEES	(20,000)	(10,241)	(20,000)				(20,000)	0.00%
4-00741 HASIA AGENCY FEES		(791)						
4-00745 PLANNING DEPART-COUNTY GRANT	(568,775)	(459,800)	(568,775)				(568,775)	0.00%
4-00795 OTHER GRANTS & SUBSIDIES		(5,500)						
4-00925 ADMINISTRATION-FEES	(40,000)		(40,000)				(40,000)	0.00%
4-00930 COSTS RECOVERED	(45,500)	(45,500)	(45,500)		(4,500)		(50,000)	9.89%
Revenue Total	(824,625)	(619,843)	(824,625)		49,600		(775,025)	(6.01%)
EXPENSES								
5-01000 SALARIES	557,355	507,183	557,355		(1,852)		555,503	(0.33%)
5-01030 SALARIES - CASUAL		13,197						
5-01200 EMPLOYEE BENEFITS	138,414	120,674	138,414		13,301		151,715	9.61%
5-01253 CAR ALLOWANCE	1,418	1,390	1,418				1,418	0.00%
5-01254 CLOTHING/BOOT ALLOWANCE	175		175				175	0.00%
5-02000 STATIONERY & SUPPLIES	2,500	2,606	2,500		300		2,800	12.00%
5-02001 PRINTING & PAPER SUPPLIES	2,000	132	2,000				2,000	0.00%
5-02002 GRAPHIC PRINTING & SUPPLIES	1,735	767	1,735				1,735	0.00%
5-02104 TELEPHONE	800	998	800				800	0.00%
5-02220 VEHICLE EXPENSE	9,000	37	9,000		(4,000)		5,000	(44.44%)
5-02300 OFFICE EXPENSES	780	9	780				780	0.00%
5-02301 MEMBERSHIPS & SUBSCRIPTIONS	2,990	2,714	2,990		200		3,190	6.69%
5-02302 ADVERTISING	7,000	4,849	7,000				7,000	0.00%
5-02303 POSTAGE	4,000	4,217	4,000				4,000	0.00%
5-02310 TRAVEL	290		290				290	0.00%
5-02311 TRAINING & EDUCATION	5,000	5,139	5,000				5,000	0.00%
5-02312 CONFERENCES & SEMINARS	1,460	917	1,460		540		2,000	36.99%
5-02405 OFFICE EQUIPMENT MAINTENANCE	8,000	5,010	8,000				8,000	0.00%
5-04005 INSURANCE	12,833	15,280	12,833		2,540		15,373	19.79%
5-05500 REPLACEMENT EQUIPMENT	7,750	3,996	7,750				7,750	0.00%
5-05505 NEW EQUIPMENT	3,300	347		3,300			3,300	0.00%
5-05880 DOWNTOWN REHABILITATION GRANT PROGRAM	1,000	2,522	1,000		1,000		2,000	100.00%
Expense Total	767,800	691,984	764,500	3,300	12,029		779,829	1.57%

City of Sarnia

2011 Approved Current Budget

5005 PLANNING DEPARTMENT

	2010 Budget	2010 Actuals	2011 Base Budget	2011 One Time Budget	2011 Non-Service Budget	2011 Service Budget	2011 Council Approved Budget	Variance 2011 to 2010 Budget
Net Expense	(56,825)	72,141	(60,125)	3,300	61,629		4,804	(108.45%)

City of Sarnia

2011 Approved Current Budget

5010 COMMITTEE OF ADJUSTMENT

	2010 Budget	2010 Actuals	2011 Base Budget	2011 One Time Budget	2011 Non-Service Budget	2011 Service Budget	2011 Council Approved Budget	Variance 2011 to 2010 Budget
REVENUE								
4-00702 COMMITTEE OF ADJUSTMENT PERMISSION	(24,000)	(20,780)	(24,000)		(2,000)		(26,000)	8.33%
4-00703 COMMITTEE OF ADJUSTMENT CONSENT	(35,050)	(10,770)	(35,050)		3,000		(32,050)	(8.56%)
Revenue Total	(59,050)	(31,550)	(59,050)		1,000		(58,050)	(1.69%)
EXPENSES								
5-01253 CAR ALLOWANCE	2,100	2,100	2,100				2,100	0.00%
5-02000 STATIONERY & SUPPLIES	240	134	240				240	0.00%
5-02301 MEMBERSHIPS & SUBSCRIPTIONS	250	220	250				250	0.00%
5-02302 ADVERTISING	9,350	188	9,350		(7,000)		2,350	(74.87%)
5-02303 POSTAGE	1,850	855	1,850				1,850	0.00%
5-02312 CONFERENCES & SEMINARS	3,100	1,465	3,100				3,100	0.00%
5-05650 ALLOCATED ADMINISTRATION	45,500	45,500	45,500		4,500		50,000	9.89%
Expense Total	62,390	50,462	62,390		(2,500)		59,890	(4.01%)
Net Expense	3,340	18,912	3,340		(1,500)		1,840	(44.91%)

**THE CORPORATION OF THE CITY OF SARNIA
2011 CURRENT BUDGET**

DEPARTMENT # 5020	DEPARTMENT: Planning and Building	DIVISION: Building
--------------------------	--	---------------------------

FULL TIME EQUIVALENT	2010 BUDGETED FTE	2010 ACTUAL FTE	2011 BUDGETED FTE	COMMENTS
FULL TIME	8	8	6	Decrease 2.0 FTE - transferred to Property Standards Enforcement; no net FTE change;
PART-TIME/ SEASONAL/ TEMPORARY	0	0	0	
TOTAL	8	8	6	

*(FTE) Full-time equivalent employment is defined as the total number of hours worked divided by the number of regular compensable hours in a fiscal year;

OBJECTIVES AND RESPONSIBILITIES

To administer the Ontario Building Code. Responsible for issuing building permits and inspecting building construction in accordance with the Ontario Building Code.

City of Sarnia

2011 Approved Current Budget

5020 BUILDING DEPARTMENT

	2010 Budget	2010 Actuals	2011 Base Budget	2011 One Time Budget	2011 Non-Service Budget	2011 Service Budget	2011 Council Approved Budget	Variance 2011 to 2010 Budget
REVENUE								
4-00710 BUILDING PERMIT	(475,000)	(584,756)	(475,000)				(475,000)	0.00%
4-00715 PROPERTY STANDARDS INSPECTION FEES	(3,000)	(5,621)	(3,000)		3,000			(100.00%)
4-00795 OTHER GRANTS & SUBSIDIES	(3,000)		(3,000)				(3,000)	0.00%
4-00930 COSTS RECOVERED		(12,386)						
4-06220 CONTRIBUTION FROM RESERVES	(284,344)	(116,599)	(284,344)		52,652		(231,692)	(18.52%)
Revenue Total	(765,344)	(719,362)	(765,344)		55,652		(709,692)	(7.27%)
EXPENSES								
5-01000 SALARIES	513,294	479,300	513,294		(75,307)		437,987	(14.67%)
5-01030 SALARIES - CASUAL		12,557						
5-01200 EMPLOYEE BENEFITS	135,631	127,156	135,631		(13,191)		122,440	(9.73%)
5-01254 CLOTHING/BOOT ALLOWANCE	1,500	2,661	1,500		(500)		1,000	(33.33%)
5-02000 STATIONERY & SUPPLIES	2,000	1,255	2,000				2,000	0.00%
5-02001 PRINTING & PAPER SUPPLIES	2,000	1,499	2,000				2,000	0.00%
5-02104 TELEPHONE	3,800	5,446	3,800		(1,000)		2,800	(26.32%)
5-02220 VEHICLE EXPENSE	48,928	49,008	48,928		12,250		61,178	25.04%
5-02225 VEHICLE LEASING	2,500		2,500				2,500	0.00%
5-02300 OFFICE EXPENSES	10,000	1,179	10,000		(2,000)		8,000	(20.00%)
5-02301 MEMBERSHIPS & SUBSCRIPTIONS	1,500	1,541	1,500		50		1,550	3.33%
5-02303 POSTAGE	1,300	4	1,300		(250)		1,050	(19.23%)
5-02309 LOCAL TRAVEL	3,000	1,727	3,000				3,000	0.00%
5-02311 TRAINING & EDUCATION	8,000	7,513	8,000				8,000	0.00%
5-02312 CONFERENCES & SEMINARS	2,000	1,024	2,000				2,000	0.00%
5-02405 OFFICE EQUIPMENT MAINTENANCE	200	4	200				200	0.00%
5-04005 INSURANCE	7,700	25,466	7,700		19,587		27,287	254.38%
5-04910 OTHER PURCHASED SERVICES					2,000		2,000	
5-05500 REPLACEMENT EQUIPMENT	5,200	49	5,200		(500)		4,700	(9.62%)
5-05505 NEW EQUIPMENT		905						
5-05630 OTHER RECOVERABLE WORK		1,070						
5-05650 ALLOCATED ADMINISTRATION					20,000		20,000	
Expense Total	748,553	719,364	748,553		(38,861)		709,692	(5.19%)
Net Expense	(16,791)	2	(16,791)		16,791			(100.00%)

**THE CORPORATION OF THE CITY OF SARNIA
2011 CURRENT BUDGET**

DEPARTMENT # 5021	DEPARTMENT: Planning and Building	DIVISION: Property Standards Enforcement
--------------------------	--	---

FULL TIME EQUIVALENT	2010 BUDGETED FTE	2010 ACTUAL FTE	2011 BUDGETED FTE	COMMENTS
FULL TIME	0	0	2	Increase 2.0 FTE - transferred from Building Department; no net FTE change;
PART-TIME/ SEASONAL/ TEMPORARY	0	0	0	
TOTAL	0	0	2	

*(FTE) Full-time equivalent employment is defined as the total number of hours worked divided by the number of regular compensable hours in a fiscal year;

OBJECTIVES AND RESPONSIBILITIES

Responsible for Property Standards enforcement and inspections associated with Housing Loan Programs.

City of Sarnia

2011 Approved Current Budget

5021 PROPERTY STANDARDS ENFORCEMENT

	2010 Budget	2010 Actuals	2011 Base Budget	2011 One Time Budget	2011 Non-Service Budget	2011 Service Budget	2011 Council Approved Budget	Variance 2011 to 2010 Budget
REVENUE								
4-00711 PERMIT FEES					(27,000)		(27,000)	
4-00715 PROPERTY STANDARDS INSPECTION FEES					(7,500)		(7,500)	
4-00939 COSTS RECOVERED - INTERDEPARTMENT					(20,000)		(20,000)	
4-06200 CONTRIBUTION FROM RESERVE FUND					(75,000)		(75,000)	
Revenue Total					(129,500)		(129,500)	
EXPENSES								
5-01000 SALARIES					80,181		80,181	
5-01200 EMPLOYEE BENEFITS					23,989		23,989	
5-01254 CLOTHING/BOOT ALLOWANCE					1,000		1,000	
5-02104 TELEPHONE					1,000		1,000	
5-02301 MEMBERSHIPS & SUBSCRIPTIONS					200		200	
5-02303 POSTAGE					250		250	
Expense Total					106,620		106,620	
Net Expense					(22,880)		(22,880)	

City of Sarnia

2011 Approved Current Budget

5022 ENVIRONMENTAL ADVISORY COMMITTEE

	2010 Budget	2010 Actuals	2011 Base Budget	2011 One Time Budget	2011 Non-Service Budget	2011 Service Budget	2011 Council Approved Budget	Variance 2011 to 2010 Budget
REVENUE								
4-00900 SUNDRY REVENUE		(5,000)						
Revenue Total		(5,000)						
EXPENSES								
5-02001 PRINTING & PAPER SUPPLIES	390		390				390	0.00%
5-02300 OFFICE EXPENSES	390		390				390	0.00%
5-02302 ADVERTISING	490		490				490	0.00%
5-02311 TRAINING & EDUCATION	490		490				490	0.00%
5-02312 CONFERENCES & SEMINARS	190		190				190	0.00%
Expense Total	1,950		1,950				1,950	0.00%
Net Expense	1,950	(5,000)	1,950				1,950	0.00%

City of Sarnia

2011 Approved Current Budget

5025 HERITAGE COMMITTEE

	2010 Budget	2010 Actuals	2011 Base Budget	2011 One Time Budget	2011 Non-Service Budget	2011 Service Budget	2011 Council Approved Budget	Variance 2011 to 2010 Budget
REVENUE								
EXPENSES								
5-02000 STATIONERY & SUPPLIES	100	33	100				100	0.00%
5-02300 OFFICE EXPENSES	190	212	190				190	0.00%
5-02301 MEMBERSHIPS & SUBSCRIPTIONS	75	72	75				75	0.00%
5-02302 ADVERTISING	340	404	340				340	0.00%
5-02310 TRAVEL	340		340				340	0.00%
5-02311 TRAINING & EDUCATION	190		190				190	0.00%
5-02312 CONFERENCES & SEMINARS	970	1,315	970				970	0.00%
5-03001 CERTIFICATE PROGRAM	50		50				50	0.00%
5-05800 HERITAGE DAY	730	633	730				730	0.00%
Expense Total	2,985	2,669	2,985				2,985	0.00%
Net Expense	2,985	2,669	2,985				2,985	0.00%

City of Sarnia

2011 Approved Current Budget

5040 OFFICIAL PLAN REVIEW

	2010 Budget	2010 Actuals	2011 Base Budget	2011 One Time Budget	2011 Non-Service Budget	2011 Service Budget	2011 Council Approved Budget	Variance 2011 to 2010 Budget
REVENUE								
4-06220 CONTRIBUTION FROM RESERVES	(40,000)	(40,000)	(40,000)		(40,700)		(80,700)	101.75%
Revenue Total	(40,000)	(40,000)	(40,000)		(40,700)		(80,700)	101.75%
EXPENSES								
5-02001 PRINTING & PAPER SUPPLIES	1,000	167	1,000				1,000	0.00%
5-02002 GRAPHIC PRINTING & SUPPLIES	1,200		1,200				1,200	0.00%
5-02300 OFFICE EXPENSES	200	88	200				200	0.00%
5-02302 ADVERTISING	3,000	43	3,000				3,000	0.00%
5-02303 POSTAGE	300	489	300				300	0.00%
5-04910 OTHER PURCHASED SERVICES	75,000	75,800	75,000				75,000	0.00%
Expense Total	80,700	76,587	80,700				80,700	0.00%
Net Expense	40,700	36,587	40,700		(40,700)			(100.00%)

DEBT & UNCLASSIFIED

City of Sarnia

2011 Approved Current Budget

5500 DEBT CHARGES

	2010 Budget	2010 Actuals	2011 Base Budget	2011 One Time Budget	2011 Non-Service Budget	2011 Service Budget	2011 Council Approved Budget	Variance 2011 to 2010 Budget
REVENUE								
4-00095 TILE DRAIN LOAN	(8,759)	(8,759)	(8,759)				(8,759)	0.00%
4-05745 DEBT RECOVERY - TRANSIT	(216,490)	(216,489)	(216,490)		26,687		(189,803)	(12.33%)
4-05750 DEBT RECOVERY - SEWERS	(2,659,512)	(2,584,474)	(2,659,512)		625,367		(2,034,145)	(23.51%)
4-05752 DEBT RECOVERY - WATER	(2,777,146)	(2,581,822)	(2,777,146)		88,458		(2,688,688)	(3.19%)
4-05753 DEBT RECOVERY - SSEC	(78,798)	(78,798)	(78,798)				(78,798)	0.00%
4-05754 DEBT RECOVERY - POLICE	(296,230)	(296,230)	(296,230)		2,135		(294,095)	(0.72%)
4-05756 DEBT RECOVERY - SEAWAY CENTRE	(17,920)	(19,569)	(17,920)		(2,530)		(20,450)	14.12%
4-05757 DEBT RECOVERY - MULTI USE COMPLEX	(437,283)	(437,283)	(437,283)				(437,283)	0.00%
Revenue Total	(6,492,138)	(6,223,424)	(6,492,138)		740,117		(5,752,021)	(11.40%)
EXPENSES								
5-05715 LAWSS DEBT CHARGES-PRINCIPAL	1,244,196	1,134,992	1,244,196		77,963		1,322,159	6.27%
5-05716 LAWSS DEBT CHARGES-INTEREST	981,185	895,065	981,185		(110,344)		870,841	(11.25%)
5-05720 DEBT CHARGES-PRINCIPAL	1,295,000	1,293,000	1,295,000		(1,093,000)		202,000	(84.40%)
5-05721 DEBT CHARGES-INTEREST	650,851	650,851	650,851		(528,010)		122,841	(81.13%)
5-05730 OCWA DEBT CHARGES-PRINCIPAL	22,854	22,854	22,854		2,465		25,319	10.79%
5-05731 OCWA DEBT CHARGES-INTEREST	18,494	18,494	18,494		(2,465)		16,029	(13.33%)
5-05735 BANK LOAN-PRINCIPAL	4,293,325	4,252,870	4,293,325		490,011		4,783,336	11.41%
5-05736 BANK LOAN-INTEREST	1,378,876	1,346,293	1,378,876		(81,730)		1,297,146	(5.93%)
5-05740 TILE DRAIN DEBT CHARGES-PRINCIPAL	5,884	5,884	5,884		389		6,273	6.61%
5-05741 TILE DRAIN DEBT CHARGES-INTEREST	2,875	2,875	2,875		(389)		2,486	(13.53%)
5-05750 DEBT CHARGES - MULTI-USE COMPLEX	437,283	437,283	437,283				437,283	0.00%
5-05780 INTERNAL DEBT CHARGES - PRINCIPAL	222,880	228,375	222,880		19,154	58,566	300,600	34.87%
5-05781 INTERNAL DEBT CHARGES - INTEREST	89,017	82,452	89,017		(20,224)	36,893	105,686	18.73%
5-06100 CONTRIBUTION TO RESERVE					410,604		410,604	
Expense Total	10,642,720	10,371,288	10,642,720		(835,576)	95,459	9,902,603	(6.95%)
Net Expense	4,150,582	4,147,864	4,150,582		(95,459)	95,459	4,150,582	0.00%

City of Sarnia

2011 Approved Current Budget

5505 FINANCIAL EXPENSES

	2010 Budget	2010 Actuals	2011 Base Budget	2011 One Time Budget	2011 Non-Service Budget	2011 Service Budget	2011 Council Approved Budget	Variance 2011 to 2010 Budget
REVENUE								
EXPENSES								
5-05700 BANK CHARGES	10,000	11,789	10,000				10,000	0.00%
5-05707 INTEREST EXPENSE-OTHER		26						
Expense Total	10,000	11,815	10,000				10,000	0.00%
Net Expense	10,000	11,815	10,000				10,000	0.00%

City of Sarnia

2011 Approved Current Budget

5515 UNCLASSIFIED

	2010 Budget	2010 Actuals	2011 Base Budget	2011 One Time Budget	2011 Non-Service Budget	2011 Service Budget	2011 Council Approved Budget	Variance 2011 to 2010 Budget
REVENUE								
EXPENSES								
5-01200 EMPLOYEE BENEFITS	308,487	350,137	308,487		79,817		388,304	25.87%
5-02496 CONTINGENCY PROVISION	25,000		25,000				25,000	0.00%
5-05645 PROVISION FOR DOUBTFUL ACCOUNTS		23,868						
Expense Total	333,487	374,005	333,487		79,817		413,304	23.93%
Net Expense	333,487	374,005	333,487		79,817		413,304	23.93%

GRANTS, BOARDS, & COMMISSIONS

City of Sarnia

2011 Approved Current Budget

5520 MUNICIPAL GRANTS

	2010 Budget	2010 Actuals	2011 Base Budget	2011 One Time Budget	2011 Non-Service Budget	2011 Service Budget	2011 Council Approved Budget	Variance 2011 to 2010 Budget
REVENUE								
4-06220 CONTRIBUTION FROM RESERVES	(75,000)	(75,000)		(85,000)			(85,000)	13.33%
Revenue Total	(75,000)	(75,000)		(85,000)			(85,000)	13.33%
EXPENSES								
5-00691 MINORS SPORTS SUBSIDY-ICE TIME	158,067	197,580	158,067				158,067	0.00%
5-00692 MINORS SPORTS SUBSIDY-COMMUNITY CENTRE	17,230	24,010	17,230				17,230	0.00%
5-00693 MINORS SPORTS SUBSIDY-SPORTS FIELDS	10,000	20,822	10,000				10,000	0.00%
5-05000 SUNDRY	11,000	12,591	11,000				11,000	0.00%
5-05808 HEALTHCARE RECRUITMENT TASKFORCE	75,000	75,000		85,000			85,000	13.33%
5-05816 CANADA DAY COMMITTEE	35,000	35,000		35,000			35,000	0.00%
5-05840 LAMBTON FARM SAFETY ASSOCIATION	200	200		200			200	0.00%
5-05841 URBAN WILDLIFE COMMITTEE	1,000	1,000		1,000			1,000	0.00%
5-05843 CELEBRATION OF LIGHTS	15,000	15,000	15,000				15,000	0.00%
5-05850 BLUEWATER TRAILS	22,000	22,000		22,000			22,000	0.00%
5-05851 IMPERIAL THEATRE MORTGAGE INTEREST	11,312	7,676	11,312		(3,636)		7,676	(32.14%)
5-05852 DOWNTOWN & NORTHGATE CLEANUP	16,000	16,000	16,000		3,454		19,454	21.59%
5-05854 LOCHIEL KIWANIS CENTRE UPGRADE	15,000	15,000						(100.00%)
5-05856 SARNIA HISTORICAL SOCIETY	6,000	6,000		6,000			6,000	0.00%
5-05859 SENIOR VIP VOLUNTEER CENTRE	7,000	7,000		7,000			7,000	0.00%
5-05861 COMMUNITIES IN BLOOM	5,000	5,000		1,200			1,200	(76.00%)
5-05865 LOCOMOTIVE 6069				5,000			5,000	
5-05890 MAJOR EVENTS ASSISTANCE	20,000	15,301	20,000				20,000	0.00%
5-05891 BROWNFIELDS TAX INCENTIVE PROGRAM	30,000	10,322	30,000				30,000	0.00%
Expense Total	454,809	485,502	288,609	162,400	(182)		450,827	(0.88%)
Net Expense	379,809	410,502	288,609	77,400	(182)		365,827	(3.68%)

City of Sarnia

2011 Approved Current Budget

5525 CONTRIBUTION TO BOARDS & COMMISSIONS

	2010 Budget	2010 Actuals	2011 Base Budget	2011 One Time Budget	2011 Non-Service Budget	2011 Service Budget	2011 Council Approved Budget	Variance 2011 to 2010 Budget
REVENUE								
EXPENSES								
5-05809 BLUEWATER HOSPITALS-CLEMENTS FUND	1,888	2,200	1,888		312		2,200	16.53%
5-05814 ST. CLAIR CONSERVATION AUTHORITY	227,854	250,426	227,854		17,715		245,569	7.77%
Expense Total	229,742	252,626	229,742		18,027		247,769	7.85%
Net Expense	229,742	252,626	229,742		18,027		247,769	7.85%

This page intentionally left blank

SEWER AREA BUDGET

City of Sarnia

2011 Approved Current Budget

1050 TAXATION - SEWER AREA

	2010 Budget	2010 Actuals	2011 Base Budget	2011 One Time Budget	2011 Non-Service Budget	2011 Service Budget	2011 Council Approved Budget	Variance 2011 to 2010 Budget
REVENUE								
4-00045 LOCAL IMPROVEMENTS	(30,197)	(31,503)	(30,197)				(30,197)	0.00%
Revenue Total	(30,197)	(31,503)	(30,197)				(30,197)	0.00%
EXPENSES								
5-00950 TAX WRITE OFFS		229						
Expense Total		229						
Net Expense	(30,197)	(31,274)	(30,197)				(30,197)	0.00%

City of Sarnia

2011 Approved Current Budget

3500 SANITARY SEWER MAINTENANCE

	2010 Budget	2010 Actuals	2011 Base Budget	2011 One Time Budget	2011 Non-Service Budget	2011 Service Budget	2011 Council Approved Budget	Variance 2011 to 2010 Budget
REVENUE								
EXPENSES								
5-01000 SALARIES	31,510	26,227	31,510		457		31,967	1.45%
5-01200 EMPLOYEE BENEFITS	302,458	202,074	302,458		(152,996)		149,462	(50.58%)
5-02311 TRAINING & EDUCATION	19,830	20,983	19,830				19,830	0.00%
5-02388 OVERTIME MEALS	6,583	12,324	6,583				6,583	0.00%
5-02485 CONSTRUCTION	2,350,000	2,350,000	2,350,000		668,600		3,018,600	28.45%
5-04005 INSURANCE	141,389	153,658	141,389		23,259		164,648	16.45%
5-04910 OTHER PURCHASED SERVICES	30,000	27,237	30,000				30,000	0.00%
5-05138 CNR LEASE	1,500	15	1,500				1,500	0.00%
5-05720 DEBT CHARGES-PRINCIPAL	337,435	337,435	337,435		(87,978)		249,457	(26.07%)
5-05721 DEBT CHARGES-INTEREST	59,990	59,990	59,990		(18,686)		41,304	(31.15%)
5-05730 OCWA DEBT CHARGES-PRINCIPAL	14,737	13,559	14,737		1,627		16,364	11.04%
5-05731 OCWA DEBT CHARGES-INTEREST	12,277	13,456	12,277		(1,627)		10,650	(13.25%)
5-06100 CONTRIBUTION TO RESERVE	2,229	2,229	2,229		106,664		108,893	4,785.28%
5-25900 CAPITAL OUT OF RATES	195,000	195,000		195,000			195,000	0.00%
5-44100 SANITARY SEWER CLEANING	160,231	161,863	160,231		4,807		165,038	3.00%
5-44101 REPAIRS SANITARY SEWER	65,528	123,654	65,528		2,000		67,528	3.05%
5-44102 MANHOLE MAINTENANCE SANITARY SEWER	57,418	40,109	57,418		1,700		59,118	2.96%
5-44104 SANITARY SEWER LATERAL MAINTENANCE	449,997	525,402	449,997		13,470		463,467	2.99%
5-44105 LATERAL INVESTIGATED & RODDED		2,620						
5-44106 SANITARY PUMP STATION & BUILDING	861,260	925,560	861,260		(861,260)			(100.00%)
5-44107 BRIGHTS GROVE LAGOONS		17,994						
5-44112 ENVIRONMENTAL INVESTIGATIONS	12,410	7,152	12,410				12,410	0.00%
5-44150 SUPERVISION SANITARY SEWER MAINTENANCE	200,441	200,802	200,441		7,396		207,837	3.69%
Expense Total	5,312,223	5,419,343	5,117,223	195,000	(292,567)		5,019,656	(5.51%)
Net Expense	5,312,223	5,419,343	5,117,223	195,000	(292,567)		5,019,656	(5.51%)

City of Sarnia

2011 Approved Current Budget

3501 PUMP STATION MAINTENANCE

	2010 Budget	2010 Actuals	2011 Base Budget	2011 One Time Budget	2011 Non-Service Budget	2011 Service Budget	2011 Council Approved Budget	Variance 2011 to 2010 Budget
REVENUE								
EXPENSES								
5-01000 SALARIES					330,307		330,307	
5-01200 EMPLOYEE BENEFITS					92,640		92,640	
5-02054 CHEMICALS					5,000		5,000	
5-02102 ELECTRICITY					165,000		165,000	
5-02104 TELEPHONE					10,000		10,000	
5-02220 VEHICLE EXPENSE					44,464		44,464	
5-02410 EQUIPMENT MAINTENANCE		54			205,000		205,000	
5-02420 BUILDING MAINTENANCE					65,500		65,500	
5-04910 OTHER PURCHASED SERVICES					35,000		35,000	
Expense Total		54			952,911		952,911	
Net Expense		54			952,911		952,911	

**THE CORPORATION OF THE CITY OF SARNIA
2011 CURRENT BUDGET**

DEPARTMENT # 3505	DEPARTMENT: Engineering	DIVISION: Water Pollution Control Centre
--------------------------	--------------------------------	---

FULL TIME EQUIVALENT	2010 BUDGETED FTE	2010 ACTUAL FTE	2011 BUDGETED FTE	COMMENTS
FULL TIME	14	14	14	
PART-TIME/ SEASONAL/ TEMPORARY	0.33	0.33	0.33	Student
TOTAL	14.33	14.33	14.33	

*(FTE) Full-time equivalent employment is defined as the total number of hours worked divided by the number of regular compensable hours in a fiscal year;

OBJECTIVES AND RESPONSIBILITIES

To supervise staff to provide appropriate treatment of sanitary sewer, waste, and discharge back into the environment.

City of Sarnia

2011 Approved Current Budget

3505 WATER POLLUTION CONTROL CENTRE

	2010 Budget	2010 Actuals	2011 Base Budget	2011 One Time Budget	2011 Non-Service Budget	2011 Service Budget	2011 Council Approved Budget	Variance 2011 to 2010 Budget
REVENUE								
4-00950 LAWSS RESIDUAL MANAGEMENT FEES		(80,347)			(150,000)		(150,000)	
Revenue Total		(80,347)			(150,000)		(150,000)	
EXPENSES								
5-01000 SALARIES	915,581	882,011	915,581		2,618		918,199	0.29%
5-01025 SALARIES - OVERTIME	20,022	55,097	20,022				20,022	0.00%
5-01030 SALARIES - CASUAL		19,393			13,870		13,870	
5-01095 CALL DUTY	9,986	13,125	9,986				9,986	0.00%
5-01100 ACTING RANK	5,000	7,990	5,000				5,000	0.00%
5-01115 STAT HOLIDAY PAY	18,538	22,317	18,538				18,538	0.00%
5-01125 SHIFT DIFFERENTIAL	5,148	5,243	5,148				5,148	0.00%
5-01200 EMPLOYEE BENEFITS	245,331	240,423	245,331		18,197		263,528	7.42%
5-01254 CLOTHING/BOOT ALLOWANCE	4,440	6,312	4,440		133		4,573	3.00%
5-01257 OVERTIME MEALS	990	959	990				990	0.00%
5-02000 STATIONERY & SUPPLIES	5,490	3,034	5,490		165		5,655	3.01%
5-02052 LAB SUPPLIES	20,640	5,038	20,640		620		21,260	3.00%
5-02054 CHEMICALS	155,314	265,049	155,314		4,660		159,974	3.00%
5-02056 UV SYSTEM SUPPLIES	63,995	66,247	63,995		1,920		65,915	3.00%
5-02101 FUEL	157,515	164,102	157,515		4,725		162,240	3.00%
5-02102 ELECTRICITY	702,378	614,922	702,378		21,071		723,449	3.00%
5-02103 WATER	400	311	400				400	0.00%
5-02104 TELEPHONE	12,144	23,755	12,144		364		12,508	3.00%
5-02220 VEHICLE EXPENSE	73,618	79,609	73,618		(23,189)		50,429	(31.50%)
5-02227 EQUIPMENT RENTALS					10,000		10,000	
5-02300 OFFICE EXPENSES		3,394						
5-02301 MEMBERSHIPS & SUBSCRIPTIONS	490	423	490				490	0.00%
5-02303 POSTAGE	200	948	200		200		400	100.00%
5-02310 TRAVEL		862						
5-02311 TRAINING & EDUCATION	19,945	16,221	19,945		600		20,545	3.01%
5-02312 CONFERENCES & SEMINARS	1,400	3,594	1,400				1,400	0.00%
5-02360 CLOTHING & UNIFORMS	2,530	2,863	2,530				2,530	0.00%
5-02370 SLUDGE SCREENING & GRIT REMOVAL	26,500	954	26,500		795		27,295	3.00%
5-02390 COMBINED SEWER OVERFLOW TANK	20,270	18,095	20,270		608		20,878	3.00%
5-02391 SEWAGE USE BY-LAW ENFORCEMENT	10,300	1,755	10,300		300		10,600	2.91%
5-02392 LAGOON OPERATION	18,180	4,098	18,180		545		18,725	3.00%
5-02393 AIR EMISSIONS	10,300		10,300				10,300	0.00%
5-02398 DIGESTION SETTLING TANKS	52,736		52,736		1,582		54,318	3.00%

City of Sarnia

2011 Approved Current Budget

3505 WATER POLLUTION CONTROL CENTRE

	2010 Budget	2010 Actuals	2011 Base Budget	2011 One Time Budget	2011 Non-Service Budget	2011 Service Budget	2011 Council Approved Budget	Variance 2011 to 2010 Budget
5-02401 SMALL TOOLS					10,000		10,000	
5-02410 EQUIPMENT MAINTENANCE	107,532	379,472	107,532		130,000		237,532	120.89%
5-02420 BUILDING MAINTENANCE	70,998	124,101	70,998		40,000		110,998	56.34%
5-04005 INSURANCE	93,921	96,557	93,921		9,542		103,463	10.16%
5-04910 OTHER PURCHASED SERVICES		86,149						
5-04920 SCADA MAINTENANCE	33,990	10,521	33,990		1,020		35,010	3.00%
5-05000 SUNDRY		7,707						
5-05134 HEALTH & OCCUPATIONAL SAFETY					10,000		10,000	
5-05144 QUALITY ASSURANCE/CONTROL	29,880	25,329	29,880		896		30,776	3.00%
5-05500 REPLACEMENT EQUIPMENT	23,278	2,988	23,278		698		23,976	3.00%
5-05505 NEW EQUIPMENT	5,150	57,961	5,150		155		5,305	3.01%
5-05650 ALLOCATED ADMINISTRATION	15,700	15,700	15,700		700		16,400	4.46%
5-05720 DEBT CHARGES-PRINCIPAL	1,150,354	1,107,898	1,150,354		(151,380)		998,974	(13.16%)
5-05721 DEBT CHARGES-INTEREST	1,084,719	1,052,136	1,084,719		(358,767)		725,952	(33.07%)
5-06100 CONTRIBUTION TO RESERVE					510,147		510,147	
Expense Total	5,194,903	5,494,663	5,194,903		262,795		5,457,698	5.06%
Net Expense	5,194,903	5,414,316	5,194,903		112,795		5,307,698	2.17%

City of Sarnia

2011 Approved Current Budget

3506 BRIGHTS GROVE LAGOONS

	2010 Budget	2010 Actuals	2011 Base Budget	2011 One Time Budget	2011 Non-Service Budget	2011 Service Budget	2011 Council Approved Budget	Variance 2011 to 2010 Budget
REVENUE								
EXPENSES								
5-01025 SALARIES - OVERTIME		1,052						
5-01100 ACTING RANK		1,444						
5-01200 EMPLOYEE BENEFITS		305						
5-01254 CLOTHING/BOOT ALLOWANCE		55			200		200	
5-01257 OVERTIME MEALS		191			100		100	
5-02054 CHEMICALS		115,700			70,000		70,000	
5-02103 WATER		70						
5-02220 VEHICLE EXPENSE		30						
5-02310 TRAVEL		1,099						
5-02311 TRAINING & EDUCATION		1,650						
5-02410 EQUIPMENT MAINTENANCE		17,228			66,920		66,920	
5-02420 BUILDING MAINTENANCE		17,357			18,700		18,700	
5-05000 SUNDRY		629			635		635	
5-05144 QUALITY ASSURANCE/CONTROL		10,941			11,000		11,000	
5-05505 NEW EQUIPMENT		383						
5-44107 BRIGHTS GROVE LAGOONS	162,174	800	162,174		(162,174)			(100.00%)
Expense Total	162,174	168,934	162,174		5,381		167,555	3.32%
Net Expense	162,174	168,934	162,174		5,381		167,555	3.32%

City of Sarnia

2011 Approved Current Budget

3507 NVIRO

	2010 Budget	2010 Actuals	2011 Base Budget	2011 One Time Budget	2011 Non-Service Budget	2011 Service Budget	2011 Council Approved Budget	Variance 2011 to 2010 Budget
REVENUE								
4-00940 SALE OF MATERIALS	(15,000)	(67,850)	(15,000)		(15,000)		(30,000)	100.00%
Revenue Total	(15,000)	(67,850)	(15,000)		(15,000)		(30,000)	100.00%
EXPENSES								
5-01025 SALARIES - OVERTIME		19,740						
5-01100 ACTING RANK		12,392						
5-01125 SHIFT DIFFERENTIAL		1,766						
5-01200 EMPLOYEE BENEFITS		4,228						
5-01254 CLOTHING/BOOT ALLOWANCE		106			100		100	
5-01257 OVERTIME MEALS		277			400		400	
5-02054 CHEMICALS	128,750	2,361	128,750		(100,000)		28,750	(77.67%)
5-02055 NVIRO CHEMICALS - A EKALINE ADMIXTURE	133,900	221,306	133,900		24,100		158,000	18.00%
5-02101 FUEL		375						
5-02103 WATER		62						
5-02300 OFFICE EXPENSES		117						
5-02303 POSTAGE		12						
5-02311 TRAINING & EDUCATION		134						
5-02370 SLUDGE SCREENING & GRIT REMOVAL		13,513						
5-02410 EQUIPMENT MAINTENANCE	20,600	32,485	20,600		29,400		50,000	142.72%
5-02420 BUILDING MAINTENANCE	10,300	4,623	10,300		10,300		20,600	100.00%
5-04010 NVIRO MANAGEMENT	38,625	195,863	38,625		141,375		180,000	366.02%
5-04910 OTHER PURCHASED SERVICES	146,260	42,139	146,260		(100,000)		46,260	(68.37%)
5-05000 SUNDRY		71						
5-05144 QUALITY ASSURANCE/CONTROL		9,611						
5-05505 NEW EQUIPMENT		3,759						
Expense Total	478,435	564,940	478,435		5,675		484,110	1.19%
Net Expense	463,435	497,090	463,435		(9,325)		454,110	(2.01%)

City of Sarnia

2011 Approved Current Budget

3510 SEWER - GENERAL ADMINISTRATION

	2010 Budget	2010 Actuals	2011 Base Budget	2011 One Time Budget	2011 Non-Service Budget	2011 Service Budget	2011 Council Approved Budget	Variance 2011 to 2010 Budget
REVENUE								
EXPENSES								
5-02114 IT MAINTENANCE & SUPPORT	24,000		24,000		(24,000)			(100.00%)
5-02466 CONTRACT EXPENSE	268,332	359,158	268,332		5,367		273,699	2.00%
5-02490 WORKS CENTRE OPERATION	744,589	744,589	744,589				744,589	0.00%
5-05140 REALTY TAXES	306,800	298,694	306,800				306,800	0.00%
5-05650 ALLOCATED ADMINISTRATION	761,074	761,074	761,074		20,208		781,282	2.66%
5-06100 CONTRIBUTION TO RESERVE		236,371						
5-06101 CONTRIBUTION TO CAPITAL RESRV FUND (GST)	90,345	90,345	90,345				90,345	0.00%
Expense Total	2,195,140	2,490,231	2,195,140		1,575		2,196,715	0.07%
Net Expense	2,195,140	2,490,231	2,195,140		1,575		2,196,715	0.07%

City of Sarnia

2011 Approved Current Budget

3590 SEWER AREA - REVENUE

	2010 Budget	2010 Actuals	2011 Base Budget	2011 One Time Budget	2011 Non-Service Budget	2011 Service Budget	2011 Council Approved Budget	Variance 2011 to 2010 Budget
REVENUE								
4-00580 SEWER SURCHARGE	(13,997,678)	(14,755,738)	(13,802,678)	(195,000)	(70,770)		(14,068,448)	0.51%
4-09985 PRIOR YEARS SURPLUS/DEFICIT	700,000	797,047	700,000		(700,000)			(100.00%)
Revenue Total	(13,297,678)	(13,958,691)	(13,102,678)	(195,000)	(770,770)		(14,068,448)	5.80%
EXPENSES								
Net Expense	(13,297,678)	(13,958,691)	(13,102,678)	(195,000)	(770,770)		(14,068,448)	5.80%

This page intentionally left blank

WATER BUDGET

City of Sarnia

2011 Approved Current Budget

3700 WATER - ADMINISTRATION

	2010 Budget	2010 Actuals	2011 Base Budget	2011 One Time Budget	2011 Non-Service Budget	2011 Service Budget	2011 Council Approved Budget	Variance 2011 to 2010 Budget
REVENUE								
EXPENSES								
5-02114 IT MAINTENANCE & SUPPORT	30,000	24,845	30,000				30,000	0.00%
5-02500 LAWSS ADMINISTRATION	136,128	120,481	136,128		106,874		243,002	78.51%
5-04005 INSURANCE	7,339	8,435	7,339		1,699		9,038	23.15%
5-05114 LAWSS OPERATING COSTS	2,569,348	2,518,363	2,569,348		132,373		2,701,721	5.15%
5-05650 ALLOCATED ADMINISTRATION	158,000	158,000	158,000		4,050		162,050	2.56%
5-05710 CITY'S SHARE LAWSS CAPITAL	757,251	823,883	757,251		87,834		845,085	11.60%
5-05715 LAWSS DEBT CHARGES-PRINCIPAL	1,244,196	1,134,992	1,244,196		77,963		1,322,159	6.27%
5-05716 LAWSS DEBT CHARGES-INTEREST	981,185	895,065	981,185		(110,344)		870,841	(11.25%)
5-05720 DEBT CHARGES-PRINCIPAL	458,859	458,859	458,859		(31,919)		426,940	(6.96%)
5-05721 DEBT CHARGES-INTEREST	78,573	78,573	78,573		(24,158)		54,415	(30.75%)
5-05730 OCWA DEBT CHARGES-PRINCIPAL	8,117	7,507	8,117		838		8,955	10.32%
5-05731 OCWA DEBT CHARGES-INTEREST	6,216	6,827	6,216		(838)		5,378	(13.48%)
5-06100 CONTRIBUTION TO RESERVE	3,488	3,488	3,488				3,488	0.00%
5-06900 CONTRIBUTION TO RESERVE		488,743			56,077		56,077	
Expense Total	6,438,700	6,728,061	6,438,700		300,449		6,739,149	4.67%
Net Expense	6,438,700	6,728,061	6,438,700		300,449		6,739,149	4.67%

City of Sarnia

2011 Approved Current Budget

3705 WATER - DISTRIBUTION

	2010 Budget	2010 Actuals	2011 Base Budget	2011 One Time Budget	2011 Non-Service Budget	2011 Service Budget	2011 Council Approved Budget	Variance 2011 to 2010 Budget
REVENUE								
4-00930 COSTS RECOVERED		(14,531)						
Revenue Total		(14,531)						
EXPENSES								
5-01000 SALARIES	31,510	26,227	31,510		457		31,967	1.45%
5-01200 EMPLOYEE BENEFITS	272,392	292,799	272,392		19,160		291,552	7.03%
5-02104 TELEPHONE	4,130	6,612	4,130				4,130	0.00%
5-02300 OFFICE EXPENSES	2,000	1,386	2,000				2,000	0.00%
5-02311 TRAINING & EDUCATION	35,050	31,380	35,050		1,050		36,100	3.00%
5-02388 OVERTIME MEALS	9,980	19,388	9,980		300		10,280	3.01%
5-02466 CONTRACT EXPENSE	551,096	467,243	551,096		11,022		562,118	2.00%
5-02485 CONSTRUCTION	2,750,000	2,764,341	2,750,000		(185,000)		2,565,000	(6.73%)
5-02490 WORKS CENTRE OPERATION	744,589	744,589	744,589				744,589	0.00%
5-03002 OTHER OPERATING SUPPLIES	33,080	16,063	33,080				33,080	0.00%
5-04910 OTHER PURCHASED SERVICES	55,000	61,155	55,000				55,000	0.00%
5-05650 ALLOCATED ADMINISTRATION	603,075	603,075	603,075		13,188		616,263	2.19%
5-06101 CONTRIBUTION TO CAPITAL RESRV FUND (GST)	57,595	57,595	57,595				57,595	0.00%
5-25900 CAPITAL OUT OF RATES	185,000	185,000		185,000	30,000		215,000	16.22%
5-45000 WATERMAIN MAINTENANCE	968,178	1,412,954	968,178		30,000		998,178	3.10%
5-45001 VALVE TURNING MAINTENANCE	171,323	165,206	171,323		5,140		176,463	3.00%
5-45003 HYDRANT MAINTENANCE & FLUSHING	228,466	228,061	228,466				228,466	0.00%
5-45005 UTILITY LOCATES	176,061	175,321	176,061		5,282		181,343	3.00%
5-45008 WATER SERVICE MAINT & INVEST	155,157	248,906	155,157		4,655		159,812	3.00%
5-45100 SUPERVISION WATER MAINTENANCE	189,362	205,412	189,362				189,362	0.00%
Expense Total	7,223,044	7,712,713	7,038,044	185,000	(64,746)		7,158,298	(0.90%)
Net Expense	7,223,044	7,698,182	7,038,044	185,000	(64,746)		7,158,298	(0.90%)

City of Sarnia

2011 Approved Current Budget

3790 WATER - REVENUE

	2010 Budget	2010 Actuals	2011 Base Budget	2011 One Time Budget	2011 Non-Service Budget	2011 Service Budget	2011 Council Approved Budget	Variance 2011 to 2010 Budget
REVENUE								
4-00045 LOCAL IMPROVEMENTS	(37,697)	(33,852)	(37,697)				(37,697)	0.00%
4-00570 WATER BILLINGS	(13,716,849)	(14,276,573)	(13,531,849)	(185,000)	(35,703)		(13,752,552)	0.26%
4-00571 HYDRANT USAGE CHARGE	(5,500)	(823)	(5,500)				(5,500)	0.00%
4-00572 WATER SHUT-OFF FEE	(2,100)	(1,300)	(2,100)				(2,100)	0.00%
4-00900 SUNDRY REVENUE	(66,000)	(48,218)	(66,000)				(66,000)	0.00%
4-00931 COSTS RECOVERED - OTHER MUNICIPALITIES	(3,598)	(7,297)	(3,598)				(3,598)	0.00%
4-00940 SALE OF MATERIALS	(30,000)	(58,180)	(30,000)				(30,000)	0.00%
4-09985 PRIOR YEARS SURPLUS/DEFICIT	200,000		200,000		(200,000)			(100.00%)
Revenue Total	(13,661,744)	(14,426,243)	(13,476,744)	(185,000)	(235,703)		(13,897,447)	1.73%
EXPENSES								
Net Expense	(13,661,744)	(14,426,243)	(13,476,744)	(185,000)	(235,703)		(13,897,447)	1.73%

COUNTY & EDUCATION LEVY

City of Sarnia

2011 Approved Current Budget

1010 TAXATION - LAMBTON COUNTY

	2010 Budget	2010 Actuals	2011 Base Budget	2011 One Time Budget	2011 Non-Service Budget	2011 Service Budget	2011 Council Approved Budget	Variance 2011 to 2010 Budget
REVENUE								
4-00001 GENERAL TAX LEVY	(32,102,594)	(32,102,580)	(32,102,594)		(492,699)		(32,595,293)	1.53%
4-00006 GENERAL TAX LEVY-HOSPITAL								
4-00021 SUPPLEMENTARY TAX LEVY	(200,000)	(560,007)	(200,000)				(200,000)	0.00%
4-00026 SUPPLEMENTARY TAX LEVY-HOSPITAL		(9)						
4-41500 COSTS RECOVERED - OTHER WORK								
Revenue Total	(32,302,594)	(32,662,596)	(32,302,594)		(492,699)		(32,795,293)	1.53%
EXPENSES								
5-00950 TAX WRITE OFFS	200,000	314,490	200,000				200,000	0.00%
5-00951 TAX WRITE OFFS-HOSPITAL								
5-00970 VACANCY REBATE	85,000	97,186	85,000				85,000	0.00%
5-00975 CHARITY TAX REBATE	10,400	10,419	10,400				10,400	0.00%
5-00976 CHARITY TAX REBATE-HOSPITAL								
5-00980 TAX EXEMPTIONS	8,600	8,725	8,600				8,600	0.00%
5-00981 TAX EXEMPTIONS-HOSPITAL								
5-00985 NEW CONSTRUCTION REBATE	5,000	18	5,000				5,000	0.00%
5-00986 BILL 14 NEW CONSTRUCTION REBATE-HOSPITAL								
5-01200 EMPLOYEE BENEFITS								
5-25900 CAPITAL OUT OF RATES								
5-41050 WORK DONE - OTHER								
Expense Total	309,000	430,838	309,000				309,000	0.00%
Net Expense	(31,993,594)	(32,231,758)	(31,993,594)		(492,699)		(32,486,293)	1.54%

City of Sarnia

2011 Approved Current Budget

1011 TAXATION - EDUCATION ENGLISH PUBLIC

	2010 Budget	2010 Actuals	2011 Base Budget	2011 One Time Budget	2011 Non-Service Budget	2011 Service Budget	2011 Council Approved Budget	Variance 2011 to 2010 Budget
REVENUE								
4-00001 GENERAL TAX LEVY	(19,251,305)	(20,420,051)	(19,251,305)		319,982		(18,931,323)	(1.66%)
4-00021 SUPPLEMENTARY TAX LEVY	(150,000)	(201,813)	(150,000)				(150,000)	0.00%
4-41500 COSTS RECOVERED - OTHER WORK								
Revenue Total	(19,401,305)	(20,621,864)	(19,401,305)		319,982		(19,081,323)	(1.65%)
EXPENSES								
5-00950 TAX WRITE OFFS	105,000	245,759	105,000				105,000	0.00%
5-00970 VACANCY REBATE	140,000	136,329	140,000				140,000	0.00%
5-00975 CHARITY TAX REBATE	15,000	17,065	15,000				15,000	0.00%
5-(NEW CONSTRUCTION REBATE	5,000	27	5,000				5,000	0.00%
5-01200 EMPLOYEE BENEFITS								
5-25900 CAPITAL OUT OF RATES								
5-41050 WORK DONE - OTHER								
Expense Total	265,000	399,180	265,000				265,000	0.00%
Net Expense	(19,136,305)	(20,222,684)	(19,136,305)		319,982		(18,816,323)	(1.67%)

City of Sarnia

2011 Approved Current Budget

1012 TAXATION - EDUCATION ENGLISH SEPARATE

	2010 Budget	2010 Actuals	2011 Base Budget	2011 One Time Budget	2011 Non-Service Budget	2011 Service Budget	2011 Council Approved Budget	Variance 2011 to 2010 Budget
REVENUE								
4-00001 GENERAL TAX LEVY	(8,034,968)	(7,421,353)	(8,034,968)		171,860		(7,863,108)	(2.14%)
4-00021 SUPPLEMENTARY TAX LEVY	(72,000)	(14,515)	(72,000)				(72,000)	0.00%
4-41500 COSTS RECOVERED - OTHER WORK								
Revenue Total	(8,106,968)	(7,435,868)	(8,106,968)		171,860		(7,935,108)	(2.12%)
EXPENSES								
5-00950 TAX WRITE OFFS	50,000	96,833	50,000				50,000	0.00%
5-00970 VACANCY REBATE	60,000	57,671	60,000				60,000	0.00%
5-00975 CHARITY TAX REBATE	7,000	7,174	7,000				7,000	0.00%
5-00985 NEW CONSTRUCTION REBATE	2,100	11	2,100				2,100	0.00%
5-01200 EMPLOYEE BENEFITS								
5-25900 CAPITAL OUT OF RATES								
5-41050 WORK DONE - OTHER								
Expense Total	119,100	161,689	119,100				119,100	0.00%
Net Expense	(7,987,868)	(7,274,179)	(7,987,868)		171,860		(7,816,008)	(2.15%)

City of Sarnia

2011 Approved Current Budget

1013 TAXATION - EDUCATION FRENCH PUBLIC

	2010 Budget	2010 Actuals	2011 Base Budget	2011 One Time Budget	2011 Non-Service Budget	2011 Service Budget	2011 Council Approved Budget	Variance 2011 to 2010 Budget
REVENUE								
4-00001 GENERAL TAX LEVY	(149,973)	(144,407)	(149,973)		(7,406)		(157,379)	4.94%
4-00021 SUPPLEMENTARY TAX LEVY	(350)	1	(350)				(350)	0.00%
4-41500 COSTS RECOVERED - OTHER WORK								
Revenue Total	(150,323)	(144,406)	(150,323)		(7,406)		(157,729)	4.93%
EXPENSES								
5-00950 TAX WRITE OFFS	250	1,820	250				250	0.00%
5-00970 VACANCY REBATE	600	995	600				600	0.00%
5-00975 CHARITY TAX REBATE	125	129	125				125	0.00%
5-00985 NEW CONSTRUCTION REBATE	50		50				50	0.00%
5-01200 EMPLOYEE BENEFITS								
5-25900 CAPITAL OUT OF RATES								
5-41050 WORK DONE - OTHER								
Expense Total	1,025	2,944	1,025				1,025	0.00%
Net Expense	(149,298)	(141,462)	(149,298)		(7,406)		(156,704)	4.96%

City of Sarnia

2011 Approved Current Budget

1014 TAXATION - EDUCATION FRENCH SEPARATE

	2010 Budget	2010 Actuals	2011 Base Budget	2011 One Time Budget	2011 Non-Service Budget	2011 Service Budget	2011 Council Approved Budget	Variance 2011 to 2010 Budget
REVENUE								
4-00001 GENERAL TAX LEVY	(1,075,758)	(797,814)	(1,075,758)		(25,901)		(1,101,659)	2.41%
4-00021 SUPPLEMENTARY TAX LEVY	(4,200)	(566)	(4,200)				(4,200)	0.00%
4-41500 COSTS RECOVERED - OTHER WORK								
Revenue Total	(1,079,958)	(798,380)	(1,079,958)		(25,901)		(1,105,859)	2.40%
EXPENSES								
5-00950 TAX WRITE OFFS	3,000	12,097	3,000				3,000	0.00%
5-00970 VACANCY REBATE	7,000	7,301	7,000				7,000	0.00%
5-00975 CHARITY TAX REBATE	1,250	933	1,250				1,250	0.00%
5-00985 NEW CONSTRUCTION REBATE	250	1	250				250	0.00%
5-01200 EMPLOYEE BENEFITS								
5-25900 CAPITAL OUT OF RATES								
5-41050 WORK DONE - OTHER								
Expense Total	11,500	20,332	11,500				11,500	0.00%
Net Expense	(1,068,458)	(778,048)	(1,068,458)		(25,901)		(1,094,359)	2.42%

City of Sarnia

2011 Approved Current Budget

1015 TAXATION - COUNTY HOSPITAL

	2010 Budget	2010 Actuals	2011 Base Budget	2011 One Time Budget	2011 Non-Service Budget	2011 Service Budget	2011 Council Approved Budget	Variance 2011 to 2010 Budget
REVENUE								
4-00001 GENERAL TAX LEVY								
4-00021 SUPPLEMENTARY TAX LEVY								
4-41500 COSTS RECOVERED - OTHER WORK								
Revenue Total								
EXPENSES								
5-00950 TAX WRITE OFFS		19						
5-00970 VACANCY REBATE								
5-00975 CHARITY TAX REBATE								
5-00980 TAX EXEMPTIONS								
5-00985 NEW CONSTRUCTION REBATE								
5-01200 EMPLOYEE BENEFITS								
5-25900 CAPITAL OUT OF RATES								
5-41050 WORK DONE - OTHER								
Expense Total		19						
Net Expense		19						

City of Sarnia

2011 Approved Current Budget

1105 PAYMENTS IN LIEU - COUNTY

	2010 Budget	2010 Actuals	2011 Base Budget	2011 One Time Budget	2011 Non-Service Budget	2011 Service Budget	2011 Council Approved Budget	Variance 2011 to 2010 Budget
REVENUE								
4-00150 CANADA	(26,334)	(30,182)	(26,334)		934		(25,400)	(3.55%)
4-00155 MUNICIPAL TAX ASSISTANCE ACT	(36,663)	(36,488)	(36,663)		1,300		(35,363)	(3.55%)
4-00160 HOSPITALS	(14,127)	(14,120)	(14,127)		501		(13,626)	(3.55%)
4-00165 CORRECTIONAL INSTITUTIONS	(2,480)	(2,479)	(2,480)		88		(2,392)	(3.55%)
4-00170 LAMBTON COLLEGE	(74,137)	(74,104)	(74,137)		2,628		(71,509)	(3.54%)
4-00175 ONTARIO HOUSING CORPORATION	(95,581)	(95,581)	(95,581)		3,389		(92,192)	(3.55%)
4-00180 HYDRO ONE	(37,844)	(37,741)	(37,844)		1,342		(36,502)	(3.55%)
4-00181 HYDRO ONE - LINEAR PROPERTIES	(13,259)	(13,253)	(13,259)		470		(12,789)	(3.54%)
4-00185 MINISTRY OF ENVIRONMENT	(49,045)	(49,023)	(49,045)		1,739		(47,306)	(3.55%)
4-00190 PARKING FACILITIES	(4,860)	(9,143)	(4,860)		172		(4,688)	(3.54%)
4-00195 BLUEWATER POWER	(40,456)	(34,018)	(40,456)		1,434		(39,022)	(3.54%)
4-00200 PETROLIA P.U.C.	(2,261)	(2,259)	(2,261)		80		(2,181)	(3.54%)
4-00205 RAILROADS - LINEAR PROPERTIES	(6,433)	(6,430)	(6,433)		228		(6,205)	(3.54%)
4-00210 PUMP STATIONS	(61,912)	(123,020)	(61,912)		2,195		(59,717)	(3.55%)
4-41500 COSTS RECOVERED - OTHER WORK								
Revenue Total	(465,392)	(527,841)	(465,392)		16,500		(448,892)	(3.55%)
EXPENSES								
5-01200 EMPLOYEE BENEFITS								
5-25900 CAPITAL OUT OF RATES								
5-41050 WORK DONE - OTHER								
Expense Total								
Net Expense	(465,392)	(527,841)	(465,392)		16,500		(448,892)	(3.55%)

City of Sarnia

2011 Approved Current Budget

1110 PAYMENTS IN LIEU - ENGLISH PUBLIC

	2010 Budget	2010 Actuals	2011 Base Budget	2011 One Time Budget	2011 Non-Service Budget	2011 Service Budget	2011 Council Approved Budget	Variance 2011 to 2010 Budget
REVENUE								
4-00155 MUNICIPAL TAX ASSISTANCE ACT	(1,241)	(819)	(1,241)		103		(1,138)	(8.30%)
4-00175 ONTARIO HOUSING CORPORATION	(15,720)	(16,984)	(15,720)		1,302		(14,418)	(8.28%)
4-00205 RAILROADS - LINEAR PROPERTIES	(16,234)	(16,234)	(16,234)		1,344		(14,890)	(8.28%)
4-41500 COSTS RECOVERED - OTHER WORK								
Revenue Total	(33,195)	(34,037)	(33,195)		2,749		(30,446)	(8.28%)
EXPENSES								
5-01200 EMPLOYEE BENEFITS								
5-25900 CAPITAL OUT OF RATES								
5-41050 WORK DONE - OTHER								
Expense Total								
Net Expense	(33,195)	(34,037)	(33,195)		2,749		(30,446)	(8.28%)

City of Sarnia

2011 Approved Current Budget

1111 PAYMENTS IN LIEU - ENGLISH SEPARATE

	2010 Budget	2010 Actuals	2011 Base Budget	2011 One Time Budget	2011 Non-Service Budget	2011 Service Budget	2011 Council Approved Budget	Variance 2011 to 2010 Budget
REVENUE								
4-00155 MUNICIPAL TAX ASSISTANCE ACT	(518)	(362)	(518)		45		(473)	(8.69%)
4-00175 ONTARIO HOUSING CORPORATION	(6,561)	(7,088)	(6,561)		573		(5,988)	(8.73%)
4-00205 RAILROADS - LINEAR PROPERTIES	(6,776)	(6,776)	(6,776)		591		(6,185)	(8.72%)
4-41500 COSTS RECOVERED - OTHER WORK								
Revenue Total	(13,855)	(14,226)	(13,855)		1,209		(12,646)	(8.73%)
EXPENSES								
5-01200 EMPLOYEE BENEFITS								
5-25900 CAPITAL OUT OF RATES								
5-41050 WORK DONE - OTHER								
Expense Total								
Net Expense	(13,855)	(14,226)	(13,855)		1,209		(12,646)	(8.73%)

City of Sarnia

2011 Approved Current Budget

1112 PAYMENTS IN LIEU - FRENCH PUBLIC

	2010 Budget	2010 Actuals	2011 Base Budget	2011 One Time Budget	2011 Non-Service Budget	2011 Service Budget	2011 Council Approved Budget	Variance 2011 to 2010 Budget
REVENUE								
4-00155 MUNICIPAL TAX ASSISTANCE ACT	(10)	(4)	(10)				(10)	0.00%
4-00175 ONTARIO HOUSING CORPORATION	(122)	(132)	(122)		2		(120)	(1.64%)
4-00205 RAILROADS - LINEAR PROPERTIES	(126)	(126)	(126)		3		(123)	(2.38%)
4-41500 COSTS RECOVERED - OTHER WORK								
Revenue Total	(258)	(262)	(258)		5		(253)	(1.94%)
EXPENSES								
5-01200 EMPLOYEE BENEFITS								
5-25900 CAPITAL OUT OF RATES								
5-41050 WORK DONE - OTHER								
Expense Total								
Net Expense	(258)	(262)	(258)		5		(253)	(1.94%)

City of Sarnia

2011 Approved Current Budget

1113 PAYMENTS IN LIEU - FRENCH SEPARATE

	2010 Budget	2010 Actuals	2011 Base Budget	2011 One Time Budget	2011 Non-Service Budget	2011 Service Budget	2011 Council Approved Budget	Variance 2011 to 2010 Budget
REVENUE								
4-00155 MUNICIPAL TAX ASSISTANCE ACT	(69)	(39)	(69)		3		(66)	(4.35%)
4-00175 ONTARIO HOUSING CORPORATION	(878)	(949)	(878)		39		(839)	(4.44%)
4-00205 RAILROADS - LINEAR PROPERTIES	(907)	(907)	(907)		40		(867)	(4.41%)
4-41500 COSTS RECOVERED - OTHER WORK								
Revenue Total	(1,854)	(1,895)	(1,854)		82		(1,772)	(4.42%)
EXPENSES								
5-01200 EMPLOYEE BENEFITS								
5-25900 CAPITAL OUT OF RATES								
5-41050 WORK DONE - OTHER								
Expense Total								
Net Expense	(1,854)	(1,895)	(1,854)		82		(1,772)	(4.42%)

City of Sarnia

2011 Approved Current Budget

5610 COUNTY LEVY

	2010 Budget	2010 Actuals	2011 Base Budget	2011 One Time Budget	2011 Non-Service Budget	2011 Service Budget	2011 Council Approved Budget	Variance 2011 to 2010 Budget
REVENUE								
4-41500 COSTS RECOVERED - OTHER WORK								
Revenue Total								
EXPENSES								
5-01200 EMPLOYEE BENEFITS								
5-05600 REQUISITION	32,102,594	32,759,581	32,102,594		492,699		32,595,293	1.53%
5-05601 NET ADDITIONS TO ROLL								
5-05602 SHARE PAYMENTS IN LIEU TAXES	465,392		465,392		(16,500)		448,892	(3.55%)
5-05603 SHARE CHARITY TAX REBATES	(10,400)		(10,400)				(10,400)	0.00%
5-05604 SHARE OTHER TAX EXEMPTIONS	(8,600)		(8,600)				(8,600)	0.00%
5-05605 SHARE BILL 14 NEW CONST REBATE	(5,000)		(5,000)				(5,000)	0.00%
5-05606 SHARE VACANCY REBATE	(85,000)		(85,000)				(85,000)	0.00%
5-25900 CAPITAL OUT OF RATES								
5-41050 WORK DONE - OTHER								
Expense Total	32,458,986	32,759,581	32,458,986		476,199		32,935,185	1.47%
Net Expense	32,458,986	32,759,581	32,458,986		476,199		32,935,185	1.47%

City of Sarnia

2011 Approved Current Budget

5611 EDUCATION - ENGLISH PUBLIC

	2010 Budget	2010 Actuals	2011 Base Budget	2011 One Time Budget	2011 Non-Service Budget	2011 Service Budget	2011 Council Approved Budget	Variance 2011 to 2010 Budget
REVENUE								
4-41500 COSTS RECOVERED - OTHER WORK								
Revenue Total								
EXPENSES								
5-01200 EMPLOYEE BENEFITS								
5-05600 REQUISITION	19,251,305	20,256,720	19,251,305		(319,982)		18,931,323	(1.66%)
5-05601 NET ADDITIONS TO ROLL	45,000		45,000				45,000	0.00%
5-05602 SHARE PAYMENTS IN LIEU TAXES	33,195		33,195		(2,749)		30,446	(8.28%)
5-05603 SHARE CHARITY TAX REBATES	(15,000)		(15,000)				(15,000)	0.00%
5-05605 SHARE BILL 14 NEW CONST REBATE	(5,000)		(5,000)				(5,000)	0.00%
5-05606 SHARE VACANCY REBATE	(140,000)		(140,000)				(140,000)	0.00%
5-25900 CAPITAL OUT OF RATES								
5-41050 WORK DONE - OTHER								
Expense Total	19,169,500	20,256,720	19,169,500		(322,731)		18,846,769	(1.68%)
Net Expense	19,169,500	20,256,720	19,169,500		(322,731)		18,846,769	(1.68%)

City of Sarnia

2011 Approved Current Budget

5612 EDUCATION - ENGLISH SEPARATE

	2010 Budget	2010 Actuals	2011 Base Budget	2011 One Time Budget	2011 Non-Service Budget	2011 Service Budget	2011 Council Approved Budget	Variance 2011 to 2010 Budget
REVENUE								
4-41500 COSTS RECOVERED - OTHER WORK								
Revenue Total								
EXPENSES								
5-01200 EMPLOYEE BENEFITS								
5-05600 REQUISITION	8,034,968	7,288,405	8,034,968		(171,860)		7,863,108	(2.14%)
5-05601 NET ADDITIONS TO ROLL	22,000		22,000				22,000	0.00%
5-05602 SHARE PAYMENTS IN LIEU TAXES	13,855		13,855		(1,209)		12,646	(8.73%)
5-05603 SHARE CHARITY TAX REBATES	(7,000)		(7,000)				(7,000)	0.00%
5-05605 SHARE BILL 14 NEW CONST REBATE	(2,100)		(2,100)				(2,100)	0.00%
5-05606 SHARE VACANCY REBATE	(60,000)		(60,000)				(60,000)	0.00%
5-25900 CAPITAL OUT OF RATES								
5-41050 WORK DONE - OTHER								
Expense Total	8,001,723	7,288,405	8,001,723		(173,069)		7,828,654	(2.16%)
Net Expense	8,001,723	7,288,405	8,001,723		(173,069)		7,828,654	(2.16%)

City of Sarnia

2011 Approved Current Budget

5613 EDUCATION - FRENCH PUBLIC

	2010 Budget	2010 Actuals	2011 Base Budget	2011 One Time Budget	2011 Non-Service Budget	2011 Service Budget	2011 Council Approved Budget	Variance 2011 to 2010 Budget
REVENUE								
4-41500 COSTS RECOVERED - OTHER WORK								
Revenue Total								
EXPENSES								
5-01200 EMPLOYEE BENEFITS								
5-05600 REQUISITION	149,973	141,725	149,973		7,406		157,379	4.94%
5-05601 NET ADDITIONS TO ROLL	100		100				100	0.00%
5-05602 SHARE PAYMENTS IN LIEU TAXES	258		258		(5)		253	(1.94%)
5-05603 SHARE CHARITY TAX REBATES	(125)		(125)				(125)	0.00%
5-05605 SHARE BILL 14 NEW CONST REBATE	(50)		(50)				(50)	0.00%
5-05606 SHARE VACANCY REBATE	(600)		(600)				(600)	0.00%
5-25900 CAPITAL OUT OF RATES								
5-41050 WORK DONE - OTHER								
Expense Total	149,556	141,725	149,556		7,401		156,957	4.95%
Net Expense	149,556	141,725	149,556		7,401		156,957	4.95%

City of Sarnia

2011 Approved Current Budget

5614 EDUCATION - FRENCH SEPARATE

	2010 Budget	2010 Actuals	2011 Base Budget	2011 One Time Budget	2011 Non-Service Budget	2011 Service Budget	2011 Council Approved Budget	Variance 2011 to 2010 Budget
REVENUE								
4-41500 COSTS RECOVERED - OTHER WORK								
Revenue Total								
EXPENSES								
5-01200 EMPLOYEE BENEFITS								
5-05600 REQUISITION	1,075,758	779,944	1,075,758		25,901		1,101,659	2.41%
5-05601 NET ADDITIONS TO ROLL	1,200		1,200				1,200	0.00%
5-05602 SHARE PAYMENTS IN LIEU TAXES	1,854		1,854		(82)		1,772	(4.42%)
5-05603 SHARE CHARITY TAX REBATES	(1,250)		(1,250)				(1,250)	0.00%
5-05605 SHARE BILL 14 NEW CONST REBATE	(250)		(250)				(250)	0.00%
5-05606 SHARE VACANCY REBATE	(7,000)		(7,000)				(7,000)	0.00%
5-25900 CAPITAL OUT OF RATES								
5-41050 WORK DONE - OTHER								
Expense Total	1,070,312	779,944	1,070,312		25,819		1,096,131	2.41%
Net Expense	1,070,312	779,944	1,070,312		25,819		1,096,131	2.41%

This page intentionally left blank

CAPITAL & RESERVES BUDGETS

CITY OF SARNIA 2011 APPROVED CAPITAL BUDGET PROJECTS

Project Description	Estimated Gross Cost	Subsidies	Reserves	Debt	Current Budget	Water Budget	Sewer Budget	Other	Comments
Fire									
1 Station #2 Replacement (Scott Road)	1,225,000	-	1,225,000	-	-	-	-	-	Fire Station Reserve
Community Services									
1 RBC - De-humidification System Installation	600,000	-	600,000	-	-	-	-	-	Cap Res Fd, Parks Fac
Transit									
1 1 Replacement Low Floor Accessible Bus	420,000	166,000	254,000	-	-	-	-	-	Gas Tax/Transit Bus
Engineering & Public Works									
1 Rehabilitation of Various Structures (Bridges and Culverts)	200,000	-	200,000	-	-	-	-	-	Infrastructure Levy
2 Shoreline Protection	500,000	250,000	250,000	-	-	-	-	-	Infrastructure Levy, Conservation Authority
3 East Street Sewer Project and Related Works	7,500,000	4,200,000	510,000	-	-	1,025,000	1,765,000	-	CSIF/Infrastructure Levy
4 Devine Street Reconstruction (Margaret to Proctor)	3,800,000	-	1,451,400	-	-	1,365,000	983,600	-	Sewer Infrastructure, Fed Gas Tax, Cap Revolving
5 Lochiel Street Reconstruction (Christina to Front)	500,000	-	475,000	-	-	25,000	-	-	Fed Gas Tax, Water Infra, Sewer Infra
6 Water Distribution System Master Plan	249,500	-	249,500	-	-	-	-	-	Watermain Construction
7 Jean Ave. - First St. - Second St. Storm Sewer	180,000	-	180,000	-	-	-	-	-	Infrastructure Levy
8 Improvements to the Water Pollution Control Centre	1,000,000	-	1,000,000	-	-	-	-	-	Federal Gas Tax
9 Colborne Road Sanitary Sewer Realignment	180,000	-	180,000	-	-	-	-	-	Infrastructure Levy
10 Pumping Station Improvements	500,000	-	230,000	-	-	-	270,000	-	Federal Gas Tax
11 Water Meter Replacement Project	150,000	-	-	-	-	150,000	-	-	
12 Watermain Replacement at Various Locations	750,000	-	750,000	-	-	-	-	-	Federal Gas Tax
Engineering & Works Subtotal	15,509,500	4,450,000	5,475,900	-	-	2,565,000	3,018,600	-	
TOTAL ALL CAPITAL PROJECTS	17,754,500	4,616,000	7,554,900	-	-	2,565,000	3,018,600	-	

APPROVED RESERVE & RESERVE FUND BUDGET - 2011

Fund Name & Purpose	Target Balance	Uncommitted Balance (est) Dec 31, 2010	Description	<u>2011 Revenue</u> Amount	Description	<u>2011 Expenditures</u> Amount	Projected Balance Dec 31, 2011
<u>Stabilization Reserves</u>							
6580	TAX STABILIZATION RESERVE	1,092,692		0	Transfer to Current Budget	(450,000)	316,992
	<i>Offset extraordinary & unforeseen expenditures; Avoid wide fluctuations in tax levy; Assist in cash management;</i>	<i>5% of total gross expenditures;</i>			Transfer to Elections Reserve	(50,000)	
					Transfer to WSIB Pension Reserve	(150,000)	
					Official Plan Review	(50,700)	
					OMERS Standby Pay	(75,000)	
6450	WATER RATES STABILIZATION RESERVE	0		0		0	0
	<i>Offset extraordinary & unforeseen expenditures; Avoid wide fluctuations in water rates; Assist in cash management;</i>	<i>5% of total gross expenditures;</i>					
6585	TAX STABILIZATION RESERVE - TRANSIT	471,146		0			471,146
	<i>Offset extraordinary & unforeseen expenditures; Avoid wide fluctuations in tax levy; Assist in cash management;</i>	<i>5% of total gross expenditures;</i>					
6590	SEWER RATES STABILIZATION RESERVE	0		0		0	0
	<i>Offset extraordinary & unforeseen expenditures; Avoid wide fluctuations in sewer rates; Assist in cash management;</i>	<i>5% of total gross expenditures;</i>					
<u>Program Specific Reserves</u>							
6000	PARKING RESERVE FUND	583		0		0	583
	<i>Firstly, debt due to parking; Secondly, parking lot acquisition; Thirdly, as determined by Council;</i>						
6005	PLANNING RESERVE FUND	226,961	Developer contributions (est)	80,000	Emerald Ash Borer	(100,000)	206,961
	<i>Established under Planning Act; to be used only for parks & other recreational purposes;</i>	<i>Sufficient funds; Utilize funds only as they become available;</i>					

APPROVED RESERVE & RESERVE FUND BUDGET - 2011

Fund Name & Purpose	Target Balance	Uncommitted Balance (est) Dec 31, 2010	2011 Revenue		2011 Expenditures		Projected Balance Dec 31, 2011
			Description	Amount	Description	Amount	
6240 STRANGWAY CENTRE ENDOWMENT RESERVE FUND <i>Support operations, program development, equipment & building expansion of Strangway Community Centre;</i>	<i>To be determined;</i>	0		0		0	0
6630 STRANGWAY CENTRE RESERVE <i>Offset extraordinary & unforeseen expenditures;</i>	<i>To be determined;</i>	0		0		0	0
6265 AIRPORT OPERATIONS RESERVE FUND <i>Operation & maintenance of airport facility pursuant to agreement with Airport operator Scottsdale Aviation;</i>	<i>Not applicable - funds held on behalf of Airport Operator;</i>	433,525	Investment Interest (est) Transfer from Police Current Budget	10,000 1,000	Airport Operator payment (est)	(10,000)	434,525
6300 BUSINESS PARK RESERVE FUND <i>Development & servicing of business parks;</i>	<i>To be determined;</i>	302,376			Business Park Mgmt Expenditures	(25,000)	277,376
6305 PERCH CREEK HARBOUR RESERVE FUND <i>Future maintenance of harbour;</i>	<i>To be determined;</i>	118,274		0		0	118,274
6335 SARNIA BAY CAPITAL IMPROVEMENT RESERVE FUND <i>Improvements to Centennial Park & Sarnia Bay Marina;</i>	<i>To be determined;</i>	184,868	Loan repayment	7,340	Expenditures	(25,000)	167,208
6400 ELECTION EXPENSES RESERVE <i>Fund municipal elections held every four years;</i>	<i>Estimated election costs;</i>	0	Transfer from Tax Stabilization Reserve	50,000			50,000
6565 POLICE MAJOR CRIME RESERVE <i>Offset extraordinary & unforeseen expenditures related to major crimes;</i>	<i>To be determined;</i>	56,301	Transfer from Current Budget	15,000	Expenditures	(35,000)	36,301

APPROVED RESERVE & RESERVE FUND BUDGET - 2011

Fund Name & Purpose	Target Balance	Uncommitted Balance (est) Dec 31, 2010	2011 Revenue		2011 Expenditures		Projected Balance Dec 31, 2011
			Description	Amount	Description	Amount	
6270 LEGACY RESERVE FUND <i>Accumulate funds for a major municipal expenditure benefiting citizens of community;</i>	<i>To be determined; as funds become available;</i>	61,114		0	Kids Fest	(2,300)	58,814
6620 WINTER MAINTENANCE RESERVE <i>Offset extraordinary & unforeseen expenditures related to winter maintenance;</i>	<i>To be determined;</i>	0		0		0	0
6635 KIWANIS WEDDING PAVILION RESERVE <i>Improvements to Kiwanis Wedding Pavilion;</i>	<i>To be determined;</i>	11,899	Rental Revenue (est)	6,000	Expenditures	(5,000)	12,899
<u>Equipment & Vehicle Reserves</u>							
6490 COMPUTER EQUIPMENT REPLACEMENT RESERVE <i>Maintain corporate IT equipment; Costs to implement corporate computer leasing program;</i>	<i>To be determined;</i>	153,545	Transfer from Current Budget Recoveries	124,467 45,000	IT Leasing IT Equipment Expenditures IT Support - Clerks MS Office - EA	(135,000) (70,000) (25,000) (11,000) (45,000)	37,012
6491 COMPUTER SOFTWARE RESERVE <i>Maintain corporate software; Costs of implementing upgrades to corporate computer software;</i>	<i>To be determined;</i>	6,328		0	Expenditures	(5,000)	1,328
6500 CITY HALL PRINTING & MACHINE ROOM RESERVE <i>Costs of major repairs & replace equipment;</i>	<i>To be determined;</i>	17,717	Transfer from Current Budget Lease Payments	500 13,200		0	31,417
6510 FIRE EQUIPMENT RESERVE <i>Costs to replace fire equipment & vehicles;</i>	<i>To be determined;</i>	65,000	Transfer from Current Budget Transfer from Current Budget	51,400 95,008	Equipment and Small Vehicles	(200,000)	11,408
6595 POLICE EQUIPMENT RESERVE <i>Costs to replace police equipment & vehicles (cruisers);</i>	<i>To be determined;</i>	120,741	Transfer from Current Budget Transfer from Current Budget	250,000 2,135	Vehicles	(250,000)	122,876

APPROVED RESERVE & RESERVE FUND BUDGET - 2011

Fund Name & Purpose	Target Balance	Uncommitted Balance (est) Dec 31, 2010	2011 Revenue		2011 Expenditures		Projected Balance Dec 31, 2011
			Description	Amount	Description	Amount	
6520 POLICE 911 EQUIPMENT RESERVE <i>Costs to replace 911 equipment;</i>	<i>To be determined;</i>	119,638	Transfer from Current Budget	20,000	Expenditures	(35,000)	104,638
6530 EMERGENCY MEASURES EQUIPMENT RESERVE <i>Costs to replace emergency measures equipment;</i>	<i>To be determined;</i>	21,548	Transfer from Current Budget	4,500	Expenditures	(7,300)	18,748
6430 TRANSIT VEHICLE RESERVES CONVENTIONAL <i>Costs to replace Transit vehicles;</i>	<i>To be determined;</i>	369,248	Current Budget Allocation (est) Transfer from Transit Budget	7,500 19,214	2011 Capital Budget	(254,000)	141,962
6470 TRANSIT VEHICLE RESERVES CARE-A-VAN <i>Costs to replace Care-A-Van vehicles;</i>	<i>To be determined;</i>	134,805	Transfer from Current Budget	7,472			142,277
TRANSIT - OTHER RESERVES <i>Costs of various transit operating supplies not required every year to avoid fluctuations in tax levy;</i>	<i>Adequate;</i>						
6455 TICKETS, PASSES, TRANSFERS, SCHEDULES		13,303	Tickets, Passes, Transfers, Schedules	14,000	Tickets, Passes, Transfers, Schedules	(14,000)	13,303
6460 UNIFORMS		0	Uniforms	31,000	Uniforms	(31,000)	0
PARKS & ARENA EQUIPMENT RESERVES <i>Costs to replace Parks & Arena vehicles & equipment;</i>	<i>To be determined;</i>						
6545 PARKS EQUIPMENT RESERVE		116,044	Budget Allocation (est)	246,760	Equipment Replacement	(210,000)	152,804
6550 ARENAS EQUIPMENT RESERVE		47,763	Transfer from Current Budget	62,200	Equipment Replacement	(75,000)	34,963
6555 ARENA TIME CLOCK RESERVE		57,576	Current Budget-contract	9,040	Expenditures	(7,500)	59,116
6525 WORKS EQUIPMENT RESERVE <i>Costs to replace Works Dept. vehicles & equipment;</i>	<i>To be determined;</i>	653,817	Current Budget Allocation (est)	900,000	Equipment Replacement Current Budget	(500,000) (554,715)	499,102
6540 WATERWORKS EQUIPMENT RESERVE <i>Costs to replace Works Dept. vehicles & equipment;</i>	<i>To be determined;</i>	328,447	Current Budget Allocation (est)	100,000	Equipment Replacement	(300,000)	128,447

APPROVED RESERVE & RESERVE FUND BUDGET - 2011

Fund Name & Purpose	Target Balance	Uncommitted Balance (est) Dec 31, 2010	2011 Revenue		2011 Expenditures		Projected Balance Dec 31, 2011
			Description	Amount	Description	Amount	
<u>Building Reserves</u>							
6480 TRANSIT BUILDING RESERVE <i>Provide funds for major building repairs & future replacement;</i>	<i>Replacement value of building estimated to be \$3.0 million; minimum annual contribution should be 1.5% or \$45,000;</i>	127,713	Transfer from Transit Budget Transfer from Current Budget	15,000 5,000		0	147,713
6485 ENERGY MANAGEMENT RESERVE <i>Provide funds for implementation or energy management initiatives;</i>	<i>To be determined;</i>	33,984	Transfer from Current Budget	5,000			38,984
6495 CITY HALL BUILDING RESERVE <i>Provide funds for major building repairs & future replacement;</i>	<i>Replacement value of building estimated to be \$6.0 million; minimum annual contribution should be 1.5% or \$90,000;</i>	106,518	Transfer from Current Budget	10,000	Concrete work	(20,000)	96,518
6515 POLICE BUILDING RESERVE <i>Provide funds for major building repairs & future replacement;</i>	<i>Replacement value of building estimated to be \$6.8 million; minimum annual contribution should be 1.5% or \$102,000;</i>	38,398	Transfer from Current Budget	38,000	Accessibility & Expenditures	(30,000)	46,398
6560 LIBRARY FACILITIES RESERVE <i>Provide funds for major building repairs & future replacement;</i>	<i>Replacement value of buildings estimated to be \$7.25 million; minimum annual contribution should be 1.5% or \$108,000;</i>	53,794	Transfer from Current Budget	7,500			61,294
6600 FIRE STATION RESERVE <i>Provide funds for major building repairs & future replacement;</i>	<i>Replacement value of buildings estimated to be \$7.1 million; minimum annual contribution should be 1.5% or \$106,500;</i>	861,687	Slots Revenue	400,000	2011 Capital	(1,225,000)	36,687

APPROVED RESERVE & RESERVE FUND BUDGET - 2011

Fund Name & Purpose	Target Balance	Uncommitted Balance (est) Dec 31, 2010	2011 Revenue		2011 Expenditures		Projected Balance Dec 31, 2011
			Description	Amount	Description	Amount	
6605 PUBLIC WORKS FACILITIES RESERVE <i>Provide funds for major building repairs & future replacement;</i>	<i>Replacement value of buildings estimated to be \$4.0 million; minimum annual contribution should be 1.5% or \$60,000;</i>	0					0
6610 PARKS AND RECREATION RESERVE <i>Provide funds for major building repairs & future replacement of parks & recreational facilities;</i>	<i>Replacement value of buildings estimated to be \$19 million; minimum annual contribution should be 1.5% or \$285,000;</i>	22,454	Slots Revenue Transfer from Current Budget	200,000 25,379	Emerald Ash Borer 2011 Capital Budget	 (95,000) (150,000)	2,833
6535 SEWAGE TREATMENT PLANT RESERVE <i>Provide funds for major repairs & future replacement of sewage treatment plant;</i>	<i>Replacement value of sewage treatment plant estimated to be \$77.4 million; minimum annual contribution should be 1% of underlying asset value or \$774,000;</i>	68,206	Sewage Tickets (est)	12,000			80,206
6340 BLUEWATER GYMNASTICS BUILDING RESERVE FUND <i>Provide funds for major building repairs and future replacement of the Bluewater Gymnastics Building located at Lottie Neely Park;</i>		280,511	Lease Payments	22,776			303,287
<u>Capital Reserves</u>							
6200 CAPITAL RESERVE FUND <i>Provide funds for capital projects, i.e., infrastructure renewal;</i>	<i>To be determined;</i>	495,822	Transfer from Current Budget	140,774	2011 Capital Budget Maintenance Ferry Dock Hill Capital - Conservation Authority	 (474,000) (60,000) (29,631)	72,965
6210 WATERFRONT DEVELOPMENT RESERVE FUND <i>Provide funds for development of waterfront;</i>	<i>To be determined;</i>	29,672		0		0	29,672

APPROVED RESERVE & RESERVE FUND BUDGET - 2011

Fund Name & Purpose	Target Balance	Uncommitted Balance (est) Dec 31, 2010	2011 Revenue		2011 Expenditures		Projected Balance Dec 31, 2011
			Description	Amount	Description	Amount	
6235 YMCA RESERVE FUND <i>Earnings on fund of \$600,000 to be paid to YMCA for 15 years with last payment in 2012;</i>	<i>Not applicable;</i>	0	Investment Interest (est)	12,000	YMCA payment (est)	(12,000)	0
6245 ENVIRONMENTAL RESERVE FUND <i>Provide funds for environmental related projects;</i>	<i>Not applicable; to be maintained until commitments are fulfilled then transfer to Capital Reserve;</i>	65,550			Michigan Ave Landfill	(63,000)	2,550
6250 ELM-HIGH-EX-WOOD PARK RESERVE FUND <i>Provide funds for a passive park including additional landscaping of Palumbo Development;</i>	<i>To be determined;</i>	4,321		0			4,321
6420 SSEC CAPITAL RESERVE <i>Provide funds for capital refurbishment of SSEC; subject to lease agreement;</i>	<i>To be determined; utilize funds only as they become available;</i>	(240,120)	SSEC Surcharge	70,000	Debt Costs	(75,000)	(195,120)
			Guarantee	50,000			
6440 LAND PURCHASE RESERVE <i>Provide funds for purchase of land for municipal purposes;</i>	<i>To be determined; utilize funds only as they become available;</i>	1,196,032			Land acquisition - road widening	(2,000)	1,194,032
6315 CAPITAL REVOLVING RESERVE FUND <i>Provide funds to be used as an internal source fo financing lifecycle/ongoing capital projects;</i>	<i>To be determined;</i>	2,535,280	Transfer from Current Budget	295,745	Municipal Grants	(85,000)	1,178,327
			Debt Repaid - Sewer Budget	91,727	2011 Capital Budget	(580,000)	
			Debt Repaid - \$1.8M internal	219,100	Internal Debt Issuance	(1,500,000)	
			Debt Repaid - LED Traffic Signals	50,000	<i>Note - Final Debt Issuance in 2012 will be \$1,242,578</i>		
			Debt Repaid - \$1.5 M internal	93,275			
			Loan Repaid - Police Roof	58,200			
6215 WATERMAIN CONSTRUCTION RESERVE FUND <i>Provide funds for major repairs & future replacement of watermain infrastructure;</i>	<i>Replacement value of water estimated to be \$175 million; minimum annual contribution should be at 1% of underlying asset value of \$1.75 million;</i>	249,730			2011 Capital	(249,500)	230

APPROVED RESERVE & RESERVE FUND BUDGET - 2011

Fund Name & Purpose	Target Balance	Uncommitted Balance (est) Dec 31, 2010	2011 Revenue		2011 Expenditures		Projected Balance Dec 31, 2011
			Description	Amount	Description	Amount	
6425 RURAL WATERMAINS RESERVE <i>Funds for extension of water services to rural areas of formal Clearwater;</i>	<i>To be determined;</i>	0					0
6615 CAPITAL INFRASTRUCTURE RENEWAL RESERVE <i>Provide funds for major repairs & future replacement of capital infrastructure including roads & storm sewers;</i>	<i>Replacement value of roads and storm sewer infrastructure estimated to be \$529 million; minimum annual contribution should be at 2% of underlying asset value or \$10.5 million;</i>	25,095	Infrastructure Levy Transfer from Current Budget	1,330,000 139,443	2011 Capital	(1,320,000)	174,538
6616 SEWER INFRASTRUCTURE RENEWAL RESERVE <i>Provide funds for major repairs & future replacement of sewer infrastructure;</i>	<i>Replacement value of sewer infrastructure estimated to be \$173 million; minimum annual contribution should be at 2% of underlying asset value or \$3.5 million;</i>	0	Transfer from Sewer Budget	616,811	2011 Capital Budget	(615,000)	1,811
6617 WATER INFRASTRUCTURE RENEWAL RESERVE <i>Provide funds for major repairs & future replacement of water infrastructure;</i>	<i>Replacement value of water infrastructure estimated to be \$222 million; minimum annual contribution should be at 2% of underlying asset value or \$4.5 million;</i>	0	Transfer from Water Budget	56,077	2011 Capital Budget	(50,000)	6,077
<u>Corporate Reserves</u>							
6220 WSIB SELF INSURANCE RESERVE FUND <i>Fund employee claims under WSIB;</i>	<i>To be determined;</i>	(940,800)	Current Budgets	800,000	Claims Payments (est) Interest Expense	(700,000) (8,000)	(848,800)
6221 WSIB PENSION RESERVE FUND <i>Fund employee claims under WSIB;</i>	<i>To be determined;</i>	(341,638)	Current Budgets Transfer from Tax Stabilization Reserve	50,000 150,000	Claims Payments (est) Interest Expense	(150,000) (500)	(292,138)

APPROVED RESERVE & RESERVE FUND BUDGET - 2011

Fund Name & Purpose	Target Balance	Uncommitted Balance (est) Dec 31, 2010	2011 Revenue		2011 Expenditures		Projected Balance Dec 31, 2011
			Description	Amount	Description	Amount	
6225 SELF-INSURANCE RESERVE FUND <i>Fund portion of deductibles under self-insurance program;</i>	<i>To be determined;</i>	110,592	Transfer from Current Budget Transfer from Sewer Budget Transfer from Water Budget	301,975 2,229 3,488	Claims Payments (est)	(400,000)	18,284
6226 POLICE SELF-INSURANCE RESERVE FUND <i>Fund portion of deductibles under self-insurance program;</i>	<i>To be determined;</i>	85,469	Transfer from Current Budget	50,000	Claims Payments (est)	(75,000)	60,469
6285 POLICE SICK LEAVE RESERVE FUND <i>Fund Police sick leave payouts on termination; avoid wide fluctuations in tax levy;</i>	<i>Self-sufficient;</i>	29,902		0		0	29,902
6020 PROVINCIAL GAS TAX RESERVE FUND <i>Transit purposes in accordance with provincial guidelines;</i>	<i>Funds to be held until utilized in accordance with Provincial guidelines;</i>	20,761	Gas Tax Funding	928,453	Current Budget-Transit Current Budget-CAV 2011 Capital Budget	(636,155) (146,600) (166,000)	459
6025 FEDERAL GAS TAX RESERVE FUND <i>Infrastructure renewal in accordance with program guidelines;</i>	<i>Funds to be held until utilized in accordance with Federal guidelines;</i>	448,300	Gas Tax Funding	2,190,778	2011 Capital Budget	(2,637,400)	1,678
6325 FIREFIGHTERS SICK LEAVE RESERVE FUND <i>Fund Firefighters sick leave payouts on termination; avoid wide fluctuations in tax levy;</i>	<i>To be determined;</i>	0					0
6330 HEALTH AND SAFETY RESERVE FUND <i>Unforeseen mandatory health & safety related expenditures;</i>	<i>To be determined;</i>	43,183	Transfer from Current Budget	26,000	Expenditures	(25,000)	44,183
6640 ACCESSIBILITY RESERVE <i>Fund accessibility improvements to City facilities and other assets;</i>	<i>To be determined;</i>	0	Transfer from Current Budget	100,000	Expenditures	(100,000)	0

APPROVED RESERVE & RESERVE FUND BUDGET - 2011

Fund Name & Purpose	Target Balance	Uncommitted Balance (est) Dec 31, 2010	2011 Revenue		2011 Expenditures		Projected Balance Dec 31, 2011
			Description	Amount	Description	Amount	
6035 BUILDING PERMIT REVENUE RESERVE FUND <i>Under Building Code Act, offset costs of administration & enforcement;</i>		889,664		0	Current Budget	(306,692)	282,972
	<i>Not applicable;</i>				Vehicle	(35,000)	
					GIS/Sharepoint Hardware/Components	(15,000)	
					Software upgrades/Esri GIS interface	(250,000)	
<u>Development Charges Reserves</u>							
6010 DEVELOPMENT CONTINGENCY RESERVE FUND <i>Municipal portion of development related services;</i>		47,723				0	47,723
	<i>Unknown; utilize funds only as they become available;</i>						
6015 DEVELOPMENT CHARGES RESERVE FUND <i>Under Development Charges Act, recover capital costs related to growth;</i>		6,397,118	Developer Fees (est)	550,000	Official Plan Review	(30,000)	6,917,118
	<i>Costing estimates provided within Development Charges Study;</i>						
Totals		17,930,179		11,289,466		(16,023,993)	13,195,652